



*The Finest Quality*

## HAND PLANED RULES

*Precision Perfect*

*Now Available in Handy 5 lb. Boxes*

### PRICE LIST

1 Box	5 lbs.	@ 75c	\$3.75
2 Boxes	10 lbs.	@ 68c	6.80
3 Boxes	15 lbs.	@ 62c	9.30
5 Boxes	25 lbs.	@ 59c	14.75
10 Boxes	50 lbs.	@ 56c	28.00
15 Boxes	75 lbs.	@ 53c	39.75
20 Boxes	100 lbs.	@ 51c	51.00
40 Boxes	200 lbs.	@ 49c	98.00
100 Boxes	500 lbs.	@ 45c	225.00

Minimum quantity any one face is 5 lbs.

5 lb. Boxes of different faces can be mixed for quantity prices.

All rule is shipped in wooden boxes.

## 2 PT. HAND PLANED RULE

101 - Hairline center on 2 pt. body

101S - Hairline side on 2 pt. body

250 - 1/2 pt. center on 2 pt. body

250S - 1/2 pt. side on 2 pt. body

102A - 1 pt. center on 2 pt. body

102 - 1 pt. side on 2 pt. body

101C - Double Hairline on 2 pt. body

225 - Double 1/2 pt. on 2 pt. body

## 3 PT. HAND PLANED RULE

305 - Hairline center on 3 pt. body

300S - Hairline side on 3 pt. body

350S - 1/2 pt. side on 3 pt. body

301S - 1 pt. side on 3 pt. body

311S - Double Hairline side on 3 pt. body

302S - 2 pt. side on 3 pt. body

## 4 PT. HAND PLANED RULE

400S - Hairline side on 4 pt. body

405 - Column Rule center on 4 pt. body

450S - 1/2 pt. side on 4 pt. body

401S - 1 pt. side on 4 pt. body

402S - 2 pt. side on 4 pt. body

403S - 3 pt. side on 4 pt. body

411S - Double Hairline side on 4 pt. body

422S - Double 1 pt. side on 4 pt. body

## 6 PT. HAND PLANED SCOTCH RULE

109 - Scotch Rule, 6 pt. body

610 - Scotch Rule, 6 pt. body

609 - Scotch Rule, 6 pt. body

109A - Scotch Rule, 6 pt. body

612 - Scotch Rule, 6 pt. body

611 - Scotch Rule, 6 pt. body

119 - Scotch Rule, 6 pt. body

## 6 PT. HAND PLANED RULE

105 - Column Rule center on 6 pt. body

105B - Non-Work-Up Column Rule

101B - Hairline side on 6 pt. body

650S - 1/2 pt. side on 6 pt. body

650 - 1/2 pt. center on 6 pt. body

112 - 1 pt. center on 6 pt. body

103 - 1 pt. side on 6 pt. body

114 - 2 pt. side face on 6 pt. body

104 - 3 pt. side face on 6 pt. body

116 - 4 pt. side face on 6 pt. body

118 - Double Hairline side face on 6 pt. body

625 - Double 1/2 pt. side face on 6 pt. body

108 - Double 1 pt. side face on 6 pt. body

113 - Triple 1 pt. on 6 pt. body

## 12 PT. HAND PLANED RULE

917 - 6 pt. with two 1 pt. on 12 pt. body

1215 - 2 one pts. with 4 hairlines

## MULTIPLE HAIRLINE RULES

904 - Multiple Hairlines, 4 pt. body

906 - Multiple Hairlines, 6 pt. body

908 - Multiple Hairlines, 8 pt. body

910 - Multiple Hairlines, 10 pt. body

941 - 6 Half pt. on 12 pt. body









918 - Multiple Hairlines, 18 pt. body

924 - Multiple Hairlines, 24 pt. body












930 - Multiple Hairlines, 30 pt. body

936 - Multiple Hairlines, 36 pt. body

















**MULTIPLE LINE RULES**

- 706 - Multiple Lines, 6 pt. body  

- 708 - Multiple Lines, 8 pt. body  

- 710 - Multiple Lines, 10 pt. body  

- 712 - Multiple Lines, 12 pt. body  

- 718 - Multiple Lines, 18 pt. body  

- 724 - Multiple Lines, 24 pt. body  

- 730 - Multiple Lines, 30 pt. body  

- 736 - Multiple Lines, 36 pt. body  






**FULL FACE SERIES**

- 114A - 2 pt. Full Face  

- 303 - 3 pt. Full Face  

- 404 - 4 pt. Full Face  

- 106 - 6 pt. Full Face  

- 808 - 8 pt. Full Face  

- 1010 - 10 pt. Full Face  

- 107 - 12 pt. Full Face  

- 115 - 18 pt. Full Face  

- 240 - 24 pt. Full Face  

- 300 - 30 pt. Full Face  

- 360 - 36 pt. Full Face  








**LINEAR**

- 882 - 2 pt.  

- 886 - 6 pt.  

- 8812 - 12 pt.  

- 8818 - 18 pt.  

- 852 - 2 pt.  

- 856 - 6 pt.  

- 8512 - 12 pt.  

- 8518 - 18 pt.  

- 862 - 2 pt.  

- 866 - 6 pt.  

- 8612 - 12 pt.  

- 8618 - 18 pt.  

- 872 - 2 pt.  

- 876 - 6 pt.  

- 8712 - 12 pt.  

- 8718 - 18 pt.  


**MONO TABULAR BROACH RULES**

- 101A - Hairline center on 2 pt. body  

- 105A - Hairline center on 6 pt. body  

- 201A - 1 pt. center on 2 pt. body  

- 601A - 1 pt. center on 6 pt. body  


**DOTTED**

- 222 - 2 pt. center on 2 pt. body  

- 226 - 6 pt. side on 6 pt. body  

- 232 - 2 pt. center on 2 pt. body  

- 236 - 6 pt. side on 6 pt. body  

- 242 - 2 pt. center on 2 pt. body  

- 246 - 6 pt. side on 6 pt. body  


The rules shown on these pages have been manufactured from pure Linotype Metal, Elrod-cast over type high and faced on precision machinery exclusive with the manufacturer.

This rule is sold through the ATF type dealer in your area and manufactured by the Rule House of Marshall Trading in Newark, New Jersey.

Fancy borders also available... *Write For Chart*

**FOSTER ATF Type Sales Company**

*The Complete Department Store for the Graphic Arts Industry*

13th & CHERRY STREETS • PHILADELPHIA 7, PA.

Telephone LOcust 8-2166

—○—  
*Free Parking*