


LINOTYPE
DECORATIVE
MATERIAL




REPRINTED
1929

TYPOGRAPHY



P.V. 70

Diary



LINOTYPE DECORATIVE MATERIAL

—◆◆◆—
Borders, Rules and Dashes Produced
on the Linotype

Reprinted April, 1929

MERGENTHALER LINOTYPE COMPANY

Brooklyn, New York

SAN FRANCISCO

CHICAGO

NEW ORLEANS

CANADIAN LINOTYPE, LIMITED, TORONTO 2

*Representatives in the Principal Cities
of the World*

550.01

PRINTED IN U. S. A.

TYPOGRAPHY

COPYRIGHTED, 1929, BY
MERGENTHALER LINOTYPE COMPANY
NEW YORK, U. S. A.

CONTENTS

Border Matrices

	PAGE
Adam Series of Borders	13, 14
Benedictine Series of Borders	15-17
Bodoni Series of Borders	18-21
Caslon Series of Borders	22-24
Cheltenham Series of Borders	25-27
Louis XV Series of Borders	28, 29
Modern Series of Borders	30
Holiday Borders and Ornaments	31-39
Christmas Designs	31-37
Easter Designs	38
Washington's Birthday Designs	38
St. Patrick's Day Designs	38
St. Valentine's Day Designs	38
Thanksgiving Day Designs	39
Hallowe'en Borders	39
Red Cross Signs	39
Y. M. C. A. Emblems	38
Patriotic Designs	40-42
American Flags	40-42
Shield Borders	40
Eagle Borders	40
Liberty Bells	40
Stars	41, 42
Liberty Caps	41
Soldier and Sailor Borders	40, 41
Miscellaneous Borders	43-55
Arrow Matrices, 5½ to 12 Point	83

Matrix Slides

Plain Rule Matrix Slides	59
Plain Rule Matrix Slides with Corners	60-63
Two-Line Parallel Rule Matrix Slides, Plain and with Corners	64, 65
Three-Line Parallel Rule Matrix Slides, Plain and with Corners	66
Oxford Rule Matrix Slides, Plain and with Corners	67
Miscellaneous Parallel Rule Matrix Slides	68

CONTENTS

(Continued)

	PAGE
Gray-Tone and Shaded Design Matrix Slides	69-71
Rugged Rule Matrix Slides	72
Wave Rule Matrix Slides	73
Round and Oval Design Matrix Slides	74
Square and Dot Design Matrix Slides	75
Miscellaneous Design Matrix Slides	76-79
Oxford Rule Ornamental Dashes	79
Matrix Slide Braces	80
Ornamental Dash Matrix Slides	81, 82
Miscellaneous Brace Matrix Slides	82
Arrow Matrix Slides, 6 and 12 Point	84
Index	85-92
Numerical Index to Border Matrices	85-88
Numerical Index to Matrix Slides	89-92

DECORATIVE MATERIAL

TYPOGRAPHY



THIS book has been compiled to show how every Linotype user may take advantage of a wealth of decorative material. The border matrices and matrix slides shown herein provide the means for unlimited production of borders and ornaments of distinguished character, but marked by an economy hardly to be attained by any other method.

THE SERIES OF LINOTYPE TYPOGRAPHY

An especially useful feature of this book lies in the classification of its material by families of similarity of design, or in groups of common purpose.

Those border series which carry a name correspond to the Linotype type family of the same name or of the same general period of design. The families are shown in alphabetical sequence for convenience.

Benedictine, the classic series, has both a light or "book" face in all sizes, and the heavier face of its Fifteenth Century original. For its decoration, the designer who reproduced the types of Plato de Benedictis for the Linotype has developed a series of decorations from similar Italian sources, which have been cut in various sizes from 6 to 36 point. He has also produced a notable group of initial letters, ornaments and borders. All this material is designed to harmonize in tone with the heavier face. Under most conditions it should be printed in a second color or tint when used with the "book" face.

Bodoni, the modern Italian, whose types and books are remarkable for utter simplicity, was little interested in decoration. This temperament of one man has not restricted the Bodoni Series in Linotype Typography, for the spirit of his time and national art has been sought in the Bodoni borders and other related material. Characteristically Italian in feeling and remarkable for the freedom which marks their combination, the Bodoni borders have delighted present-day designers with their possibilities. In the limited space of this book only a few uses of these matrices can be suggested. For borders, all-over patterns, end-paper designs and backgrounds, their use produces results which quite belie mechanical methods in their appearance.

Caslon, universally honored by typographers, left a wealthy heritage of decoration for his types. Many of his borders are as standard as his letter designs. Other Caslon material, less widely known, exists in various English specimen books. All

these borders have been reproduced in facsimile for the Linotype. Still further material of Caslon character is shown for wider resources in design.

Cheltenham, an original Linotype design, is a modern old-style face. It was produced to meet the conditions of advertising typography. As such it has been almost universally used, and the Cheltenham Series of borders and other decorative material have been found widely adaptable.

The Louis XV Series of borders and ornaments has been designed for use with the Linotype Elzevir No. 3. It is appropriate in character to harmonize with this beautiful French old-style type, but it represents the more restrained period in the history of the French arts. Certain of the series of decorations are related to broad classifications of types.

The Adam Series provides borders and initials for any old-style type having the general characteristics of Caslon (Original Old Style, Old Style No. 1, Old Style No. 7, etc.). It is derived from the Adam period in English furniture design, characterized particularly by the dainty medallion reproduced in 24 Point Border.

The Modern Series may be used with any modern face, such as Linotype Scotch. It has the fine-line characteristics of modern types and similarly is best adapted to smooth surfaced papers.

In general, the typographer will be sure of a consistent result if he uses the same series for type and decoration. When he knows something of decorative design, he may combine one series with another. The infinite possibilities in such use of Linotype decorations make their study and the study of design well worth while.

A LAYOUT SYSTEM

In full accord with its established policy of relaying to the industry useful suggestions on composing-room technique, the Mergenthaler Linotype Company emphasizes here its recommendation for the use of a layout system to secure economical production.

Particularly in the planning of decorative effects is it essential that layout work be vitalized with sufficient working material. This should be in the form of proof sheets on thin paper printed with all available border, initials and other material. From every border in the plant equipment have several slugs cast, with and without corner pieces as available. Make these up in convenient page sizes and have each designated by number or an index symbol. Print these pages in black and again in red, also in neutral gray. The resulting sheets are the working stock for the layout man.

Obviously it is of equal convenience to have masses of text and display type for layout purposes. They facilitate word-counting for accurate fitting and permit the visualization of final effects. Type, like borders, should carry designations under an index system.

When both type and border proof sheets are suitably planned and produced, they may be inserted in a portfolio cover and presented to those customers who like to scheme their own printing. The printer thereby effects a more intimate relationship with his customers and further avoids misunderstandings as to the development of typographic treatment.

Maintain an adequately equipped layout system.

THE LINOTYPE SLUG FOR DECORATION

The Linotype slug is the established working unit of modern composition. Every feature of its quality and economy in composing type matter is an advantage in executing the decoration which is to embellish the printed page. Of further importance in the production of typographic effects is the extended variety of the decorative borders which have been made available through Linotype Typography. Properly related decoration completes the several important type "families"—old style, modern and antique. Thus is the printer enabled to design the entire treatment of his projected piece of work so that it may be composed on the Linotype, achieving both economy in production and the quality of consistent design.

HOW DECORATIONS ARE PRODUCED ON THE LINOTYPE

Borders, rules, dashes, braces, etc., are cast on the Linotype on the same slug bodies and in the same molds as regular type matter. Two kinds of matrices are used for various purposes: individual matrices which carry a single decorative unit on each matrix and matrix slides, on which the complete border is punched or cut in one piece of brass the full length of the slug, up to and including 42 picas.

No extra or special parts are required on the Linotype beyond the border matrices, matrix slides and one or two matrix slide blocks in which all slides of the same length are interchangeable providing proper filling piece is used. A special Matrix Slide Block is necessary for matrix slides 16 to 36 point.


Borders of a given body size require corresponding regular mold equipment. Any border may be cast on a larger body than its face size. The section of this book dealing with matrix slides explains the location of the face on the body of the slug.

DUPLICATION OF DESIGNS


Throughout this book will be found references to duplicated designs. Comparison shows that there is no difference in the printed effect of a border cast from individual matrices and the same design cast from a matrix slide. The difference between single units and the solid matrix slide lies in the possibilities of combination of the single units with others to form a wide variety of effects. Thus a small assortment of border matrices is susceptible of a great many interesting and effective variations.

THE SIMPLE "BOX"

Single mitred borders are traditional. They are cut to the outside dimensions of the box and go together thus:



Borders of more intricate design frequently cannot be mitred through the design without destroying the effect of the pattern. In such cases a corner matrix is provided or a corner is cut on the matrix slide. The cast slugs are then made up with lapped corners. This method also avoids the slight difficulties of justification to make mitred corners close tight and square in locking up. The following illustration is typical of the lapped corner :



When a corner matrix unit is used with repeating border units, the corner matrix is cast on the end of a slug and the slugs are put together (as shown in the previous example) with lapped corners, thus :



A border like that shown above requires one unit only, facing to the right. But it is sometimes desirable to make a combination with both left and right cornerpieces. Therefore most Linotype cornerpieces are designed facing each way :



BUILT-UP BORDERS

The most effective use of border material lies in the combination of two or more designs through the placing of slugs parallel to each other, as in the built-up border shown on the opposite page.

The requirements of good design frequently make it necessary to support or reinforce a given border by combinations of simple lines on either side of it. Since this merely involves choosing the proper rule matrix slides and making up rule and border slugs together, the most elaborate decorative borders are merely a matter of careful planning and fitting.

On this page, for example, the following matrix slides and border matrices were used, reading from the outside of the border to the inside:

6 Point Matrix Slide No. 516



12 Point Border No. 1056



24 Point Border No. 824

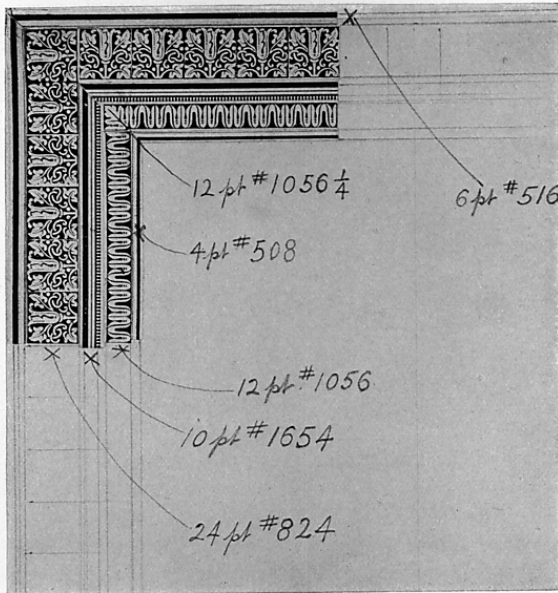


12 Point Border No. 1056 1/4

10 Point Matrix Slide No. 1654

4 Point Matrix Slide No. 508

Since any such border is the result of a definite plan rather than haphazard combining of cast slugs, the scheme is best worked out on a layout. The illustration below shows how the border on this page was planned. Proof sheets of the material were cut and pasted, thus visualizing the final effect.



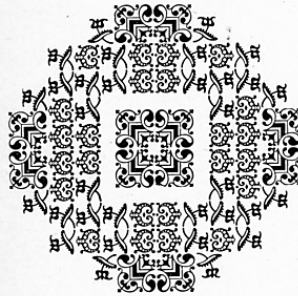
In such border as this, the first point in layout is to make the units of repeating squares fit without a break or fraction of a unit. The pica rule renders first aid to computation. In this border the large units are 24 points or two picas square. The outer rule occupies 6 points all around or one pica total width and length outside the square units. Any row of the 24 point squares will be an even number of picas long. Therefore, adding one pica for the outer rule, we know that this border can be made up to any dimensions expressed in an odd number of picas. The inner members of the border are adaptable to any measure.

On various pages of this book will be found other examples of the effect of combinations of borders and rules to make up one unified and interesting border. THE LINOTYPE MAGAZINE and other printed specimens further demonstrate the almost infinite possibilities of this material.

DETACHED OR FREE ORNAMENTS

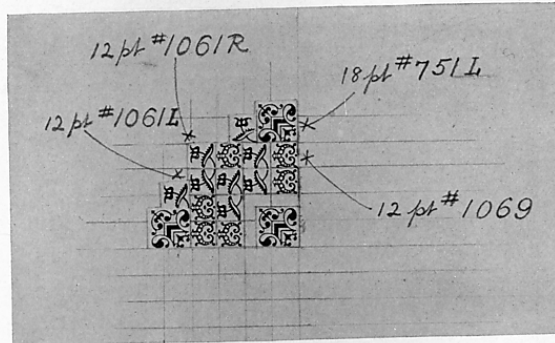
Many of the Linotype border designs are useful to make a single decorative spot. Used singly, such spots vary from the tiny dot of a 5½ point character to the important note of a 36 point unit.

In this case also combination of material has remarkable possibilities. The free ornament on this page (as on the cover, title-page and other pages of this book) is made up of border units so arranged as to produce an harmonious and unified decorative spot.



The illustration on the facing page shows the layout for the free ornament above. (Such decoration is called "free" because it is not attached to the border or structural part of the page. This term applies to architectural and typographical ornament under exactly similar conditions.) In this case the designer penciled a group of pica squares. He cut the proofs of border matrices (18 point No. 751L, 12 point Nos. 1069, 1061L and 1061R) into single units. With these units he "played" with the group, working a quarter section only. It would have been more graphic to paste up the whole design, but a quarter section determines the character. Designers frequently use a small mirror set on edge along the axis of the design to see the one half repeated.

The free ornament here shown has intentionally been made of rather elaborate patterning. It is a decoration suitable for a large title-page or a formal broadside. For less pretentious needs much simpler combinations may be made. Note the square in the center of the ornament shown. It is composed merely of the right and left



corner matrices of an 18 point border. With matrices placed side by side, with two slugs cast, the completed square is quickly made. Almost any of the corner units shown in this book may be similarly combined.

Several other free ornaments are shown on various border specimen pages. The designer will find suggestions in their arrangement for a wide variety of very useful typographic embellishment.

ELECTROTYPE INITIALS AND BORDERS

The complete scheme of Linotype Typography has filled a need of design that has often been solved only at heavy expense or by unsatisfactory substitution of haphazard material. For the type series of this system not only are many related border matrices and slides available, but also especially designed initials, borders and ornaments, furnished to the Linotype-equipped printer in the form of electrotypes. A folder showing this material will be sent upon request.

Electrotyped initial letters may be had mounted on wood or metal, or unmounted, as desired. Any one or more letters may be ordered, in one color only, or in most cases with a second color if wanted. In each design shown the entire alphabet has been provided. This material has the familiar characteristic of hand-wrought design in its handling. Engraved direct from the artists' drawings, it is not marked by mechanical restraint. The point sizes specified are approximate, as is customary in the use of photo-mechanical processes. Special sizes will be made to order.

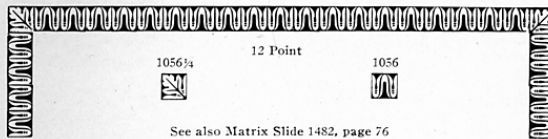
The electrotyped ornaments and borders are reproduced, in certain instances, in more than one size. Special sizes may be had on order. Tint blocks to supplement them can be made by any engraver, who will offset the design and cut the tint as desired. The printer himself will achieve even more direct results if he is skilled in the use of linoleum or patent leather, for making tint blocks and poster designs.

SUGGESTIONS FOR ORDERING

Matrices, matrix slides and electrotyped material should be ordered with the exact descriptions which accompany each specimen. In addition it is necessary to state quantity wanted. (Remember that sufficient matrices must be provided to produce the length of line desired.)

It should be noted that, while many border matrix designs are duplicated in matrix slides, this is not always the case. As separate units border matrices may be combined for variety of arrangement (explained and illustrated on many pages of this book). The matrix slide is a fixed unit and a slug cast from it is adjustable only in length.

All border matrices which are duplicated in matrix slides are shown with a notation indicating the number of the slide and the page on which it appears. For example:



Unless this line appears under a border matrix specimen do not order a matrix slide of that design.

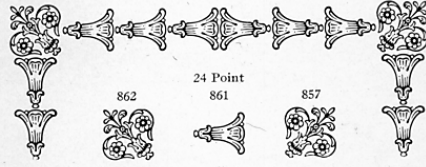

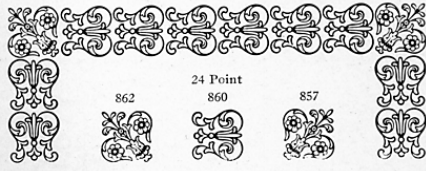
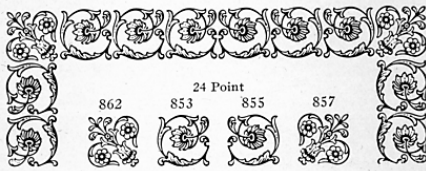
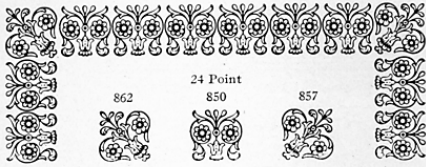
The reverse is true of certain matrix slides which are not duplicated in border matrices. A reference line will always appear where such duplications are available.

The suggestions above come from the Company's Service Division, and are intended to obviate the only possible source of confusion in ordering border material.


TYPOGRAPHY

Every Linotype user has the possibilities of a complete composing room in his Linotype

Adam Borders





862, 850, 857, 854
Shown in combination







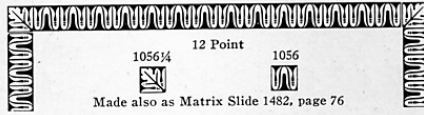
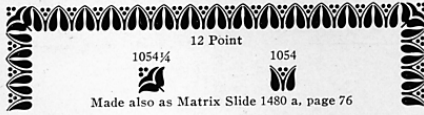
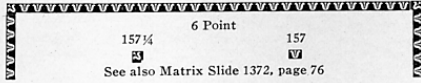
862 and 857 shown in combination with
Matrix Slides, 5 Point 258 and 8 Point 736


Adam Borders in Combination



24 Point 850, 853, 855, 857 and 862. Matrix Slides, 2 Point 402, 5 Point 258 and 8 Point 736

Benedictine Borders



Border Matrices  Shown in Families



24 Point 826



24 Point 828



24 Point 827



24 Point 828 d



24 Point 875



24 Point 876



36 Point 1235



36 Point 1236



875



24 Point 874



876



24 Point



884

885



1235



36 Point 1234



1236



1257



36 Point

1258



Benedictine Borders in Combination



826

24 Point

827



827

24 Point

825



822

24 Point

823



824

24 Point

825



828

24 Point


828 d







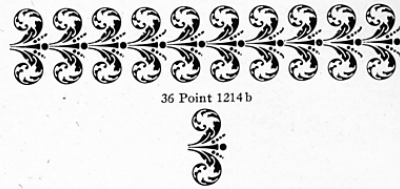
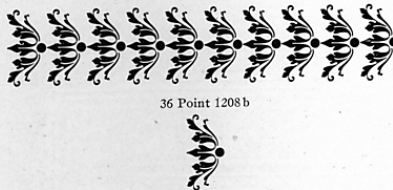
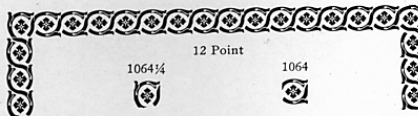
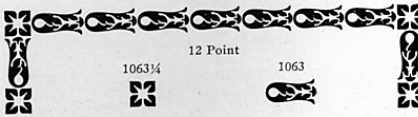
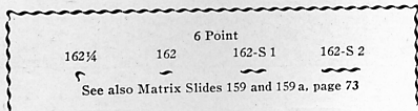
821

24 Point



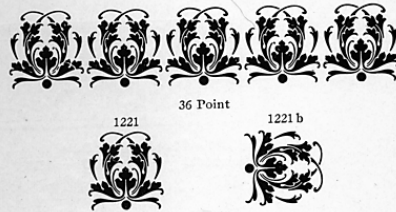

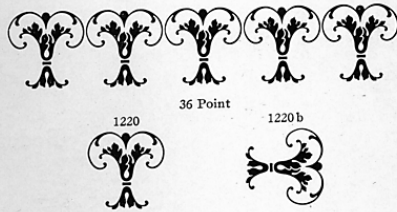



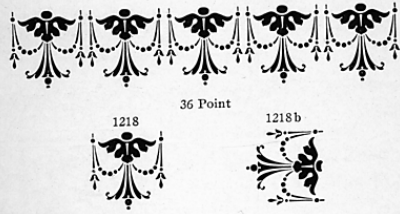

821 d



Bodoni Borders





Border Matrices MADE IN U.S.A. LINO TYPE MADE IN U.S.A. Shown in Families





Bodoni Borders in Combination


Bodoni Dashes

10 Point 990






10 Point 988

















8 Point 989


8 Point 992



8 Point 991


Bodoni Brackets


10 Point	12 Point
241 L 241 R	1065 L 1065 R
 	 

Borders Used—Upper Panel		Borders Used—Lower Panel	
36 Point 1212 	36 Point 1218 	36 Point 1207 b 	36 Point 1210 b 
36 Point 1212 b 	36 Point 1218 b 	36 Point 1211 b 	36 Point 1212 b 
18 Point 765 	12 Point 1063 1/4 	36 Point 1216 	36 Point 1215 b 
8 Point Matrix Slide 736 		8 Point Matrix Slide 736 	4 Point Matrix Slide 508 

Bodoni Borders in Combination



18 Point 764 and 765



36 Point 1212 and 1218



36 Point 1207 and 1221



36 Point
1217 and 1218



36 Point
1219 and 1220



36 Point 1209 and 1222



36 Point 1210 and 1212



36 Point
1221 and 1222



36 Point 1219 and 1220



36 Point 1211 and 1219



36 Point 1217 and 1218



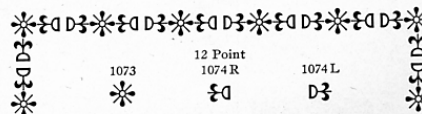
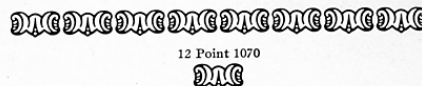








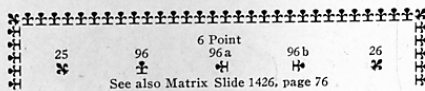
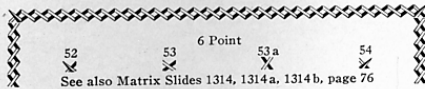
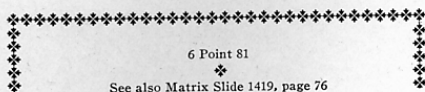


36 Point 1206 and 1218







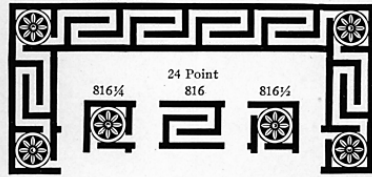



36 Point 1221 and 1222




Caslon Borders



Border Matrices MAX LINOTYPE MAX Shown in Families



Caslon Borders in Combination



18 Point Cheltenham Borders



770



776



770 1/4



770 1/2



776 1/4



776 1/2



771 L



771 R



777



772



778



773



779



774



780



774 1/4



774 1/2



781



775



782







783










784



18 Point Cheltenham Borders in Combination



18 Point Cheltenham Borders in Combination



Louis XV Borders




24 Point 814



24 Point 814 d




24 Point 814 e



6 Point

33

33 b



7 Point 602



8 Point 405



9 Point 901



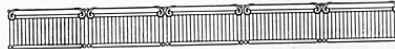
10 Point 233




12 Point

535

535 b



24 Point 814 g




24 Point 814 h



24 Point 814 i



24 Point 814 j



10 Point

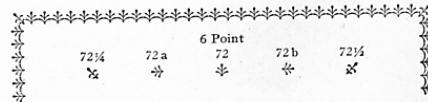
201 1/4

201 a

201

201 b

201 1/4



6 Point

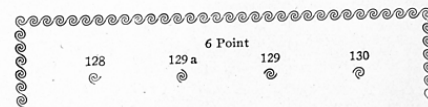
72 1/4

72 a

72

72 b

72 1/4



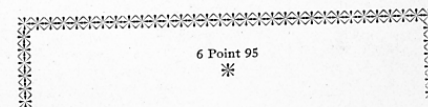
6 Point

128

129 a

129

130




6 Point 95



24 Point Louis XV Series in Combination



814, 814d, 814e, 814g, 814h, 814i and 814j shown in combination




814, 814i and 814j shown in combination

814d, 814e, 814i and 814j shown in combination



814, 814d and 814e shown in combination



814, 814d, 814e, 814i and 814j shown in combination with 12 Point Matrix Slide 893




814d and 814e shown in combination



814 shown in combination



814d and 814e shown in combination




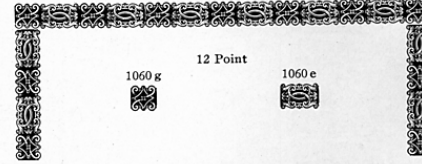

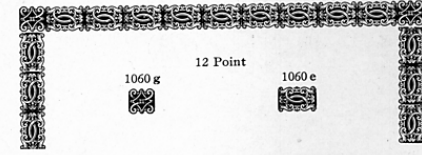

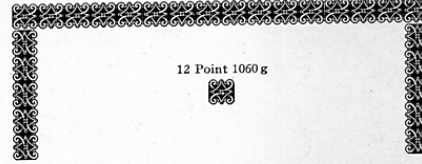





814, 814d, 814e, 814i and 814j shown in combination with Matrix Slides, 4 Point 508 and 8 Point 1371



814i and 814j shown in combination

Modern Borders





TRADE **LINOTYPE** MARK

Garamond

Decorative Material

Designed by




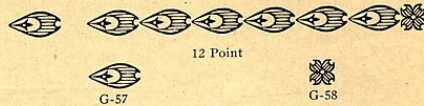
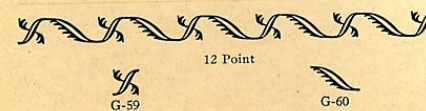

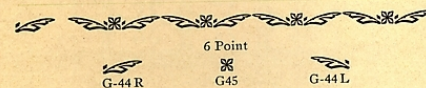
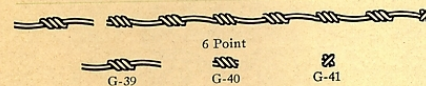







T. M. Cleland

MERGENTHALER LINOTYPE CO.


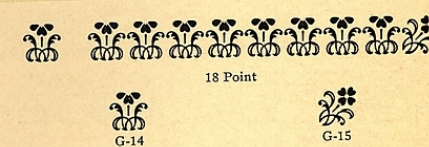
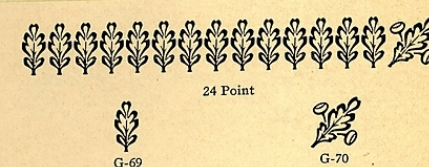





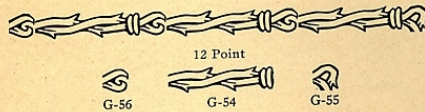
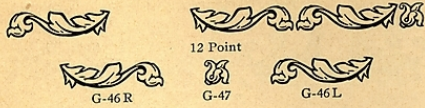
San Francisco Chicago Brooklyn, New York Canadian Linotype, Ltd.
New Orleans Toronto

Representatives in the Principal Cities of the World

Garamond Borders



Border Matrices TRADE MARK LINOTYPE MADE Shown in Families



Border Matrices TRADE MARK LINDTYPE REGISTERED Shown in Families



18 Point



G-73



G-74



24 Point



G-73



G-74



24 Point



G-71



G-72



24 Point



G-20 R



G-20 L



24 Point



G-21 R



G-21 L



24 Point



G-22 R



G-22 L



36 Point



G-23 R



G-23 L



36 Point



G-24 R



G-24 L



36 Point

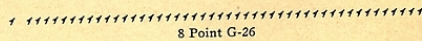


G-25 R

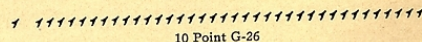


G-25 L

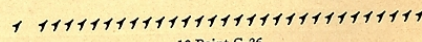
G-26, G-27 and G-28 were not designed by Mr. Cleland



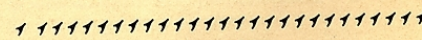
8 Point G-26



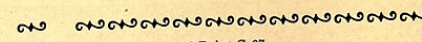
10 Point G-26




12 Point G-26



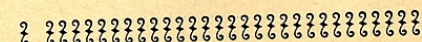
14 Point G-26




12 Point G-27



18 Point G-27



12 Point G-28



18 Point G-28



12 Point G-6 R, G-6 L, G-7 R, G-7 L, G-8 R, G-8 L

12 Point G-50 R, G-50 L, G-51 R, G-51 L

12 Point G-52 R, G-52 L, G-53

Garamond Borders
in Combination

12 Point G-8 R, G-8 L (Mitered Corners)

12 Point G-55, G-56

12 Point G-51 R, G-51 L

12 Point G-6 R, G-6 L (Mitered Corners)

TRADE **LINOTYPE** MARK

12 Point G-4, G-5

18 Point G-65 R, G-65 L, G-66 R, G-66 L, G-67 R, G-67 L

18 Point G-18, G-19 R, G-19 L

12 Point G-1 R, G-1 L, G-2

Garamond
Borders
in
Combination

6 Point G-42, G-43

12 Point G-59, G-60. 5 Point Matrix Slide 508

TRADE **LINOTYPE** MARK


12 Point G-61 R, G-61 L, G-62

12 Point G-57, G-58

18 Point G-16 R, G-16 L, G-17 R, G-17 L




36 Point G-23 R, G-23 L



24 Point G-20 R, G-20 L, G-21 R, G-21 L, G-22 R, G-22 L

Garamond Borders
in Combination

24 Point G-73, G-74



24 Point G-22 R, G-22 L (Mitered Corners)

24 Point G-69, G-70

18 Point G-68, G-70

TRADE LINO TYPE MARK




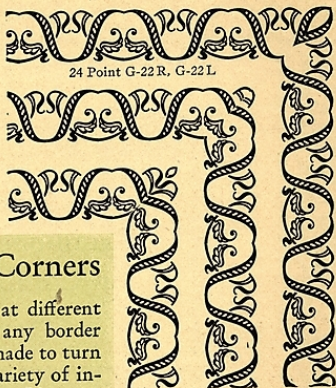
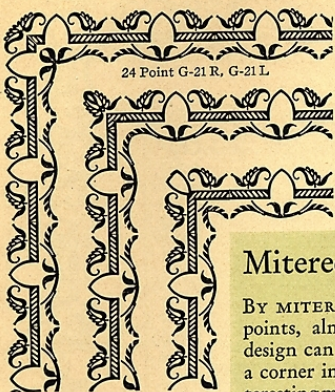
36 Point G-24R, G-24L

24 Point G-21R, G-21L


24 Point G-22R, G-22L

Mitered Corners

By MITERING at different points, almost any border design can be made to turn a corner in a variety of interesting manners. Linotype borders lend themselves particularly well to this treatment because they are cast in strips which can be easily handled, and because they can be cast up in unlimited quantity so that you don't mind sawing them up



24 Point G-20R, G-20L



12 Point G-8R, G-8L

12 Point G-7R, G-7L

12 Point G-6R, G-6L

MERGENTHALER LINOTYPE COMPANY

Brooklyn, New York

SAN FRANCISCO

CHICAGO

NEW ORLEANS

CANADIAN LINOTYPE, LIMITED, TORONTO

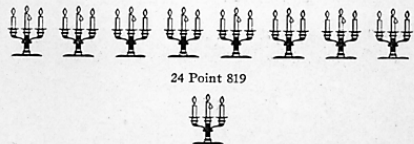
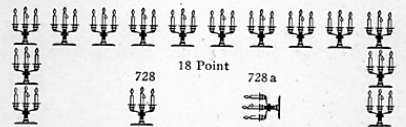
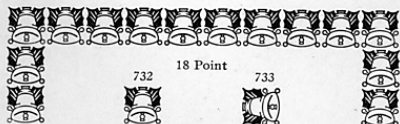
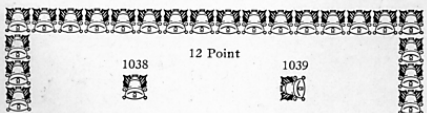
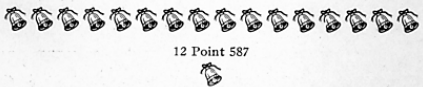
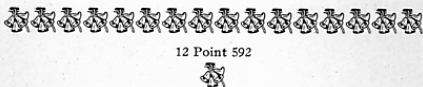
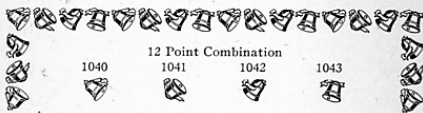




Representatives in the Principal Cities of the World

6 Point G-42


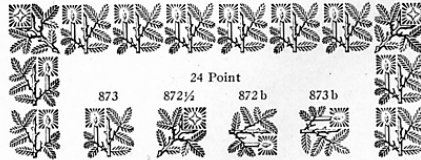
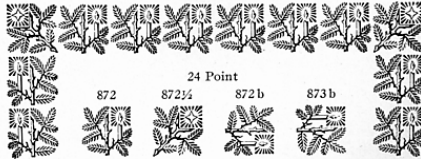




18 Point G-17R, G-17L

Holiday Borders and Ornaments

Christmas Borders



Border Matrices MADE IN U.S.A. LINO TYPE MADE IN U.S.A. Shown in Families



Border Matrices MADE IN U.S.A. LINTYPE MADE IN U.S.A. Shown in Families



36 Point 1224



36 Point 1225



36 Point 1224 b



36 Point 1225 b



36 Point 1224 1/2




36 Point 1225





36 Point 1224 1/2




36 Point in Combination




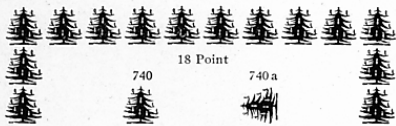







See also Matrix Slides 1010 and 1010b, page 36



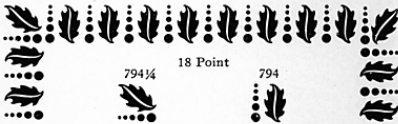
See also Matrix Slides 1011 and 1011 b, page 36




Border Matrices  Shown in Families



See also Matrix Slides 1005 and 1005 a, page 36



See also Matrix Slides 2008 and 2008 a, page 36



See also Matrix Slide 1009, page 36







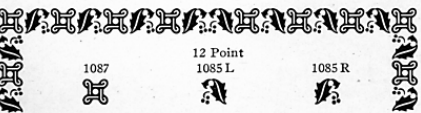
See also Matrix Slide 1008, page 36



See also Matrix Slide 2012, page 36



See also Matrix Slide 2011, page 36




See also Matrix Slide 1007, page 36




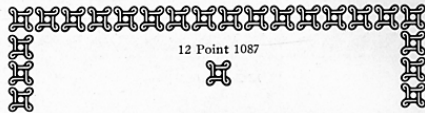



See also Matrix Slide 2010, page 36



See also Matrix Slide 1006, page 36

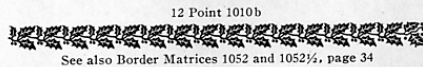

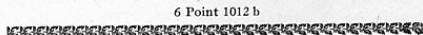
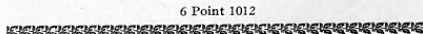




See also Matrix Slide 2009, page 36

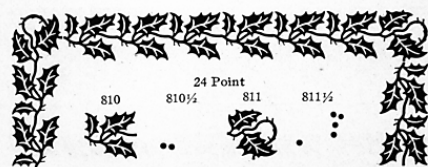



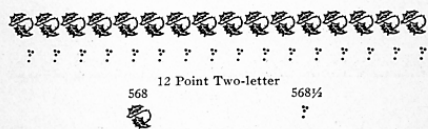
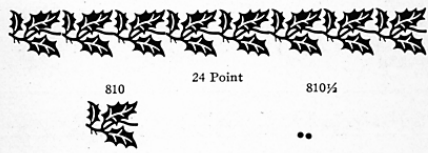







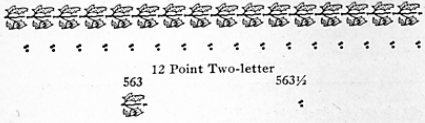


Matrix Slides—Christmas Designs


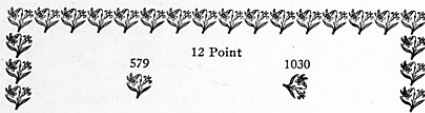


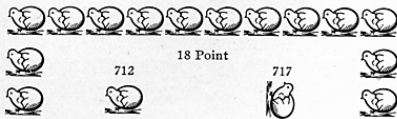

Length 30 ems



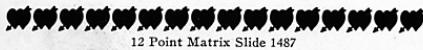

Two-color Holly Borders




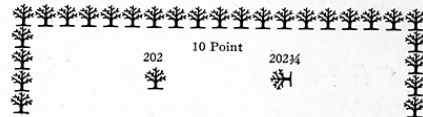

Easter Borders



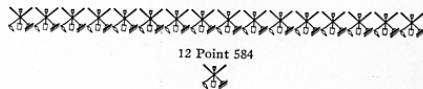
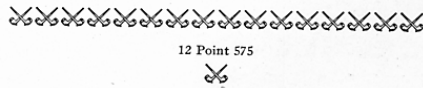
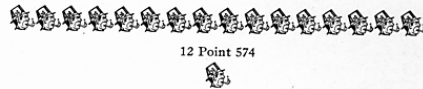
St. Valentine's Day Borders



Washington's Birthday Borders



St. Patrick's Day Borders



Y. M. C. A. Emblems

One Color
1231



36 Point

Two Color



1232 1/2



Thanksgiving Day Borders



12 Point 1048



18 Point 742



12 Point 1050



18 Point 745



12 Point 583



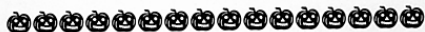
18 Point 727



24 Point 818



Hallowe'en Borders



12 Point 593




18 Point 726



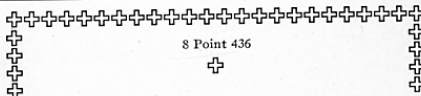
24 Point 817



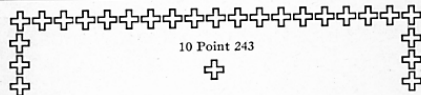
Red Cross Signs



6 Point 163



8 Point 436




10 Point 243



12 Point 1075




12 Point 1076




6 Point 56

See also Matrix Slide 1407, page 75




12 Point 1066



14 Point 1501




Made Duplicate Character



18 Point 790



24 Point 870

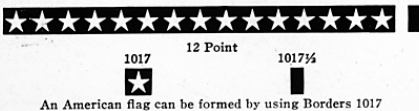
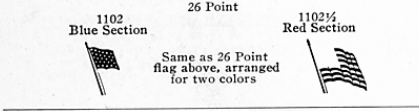
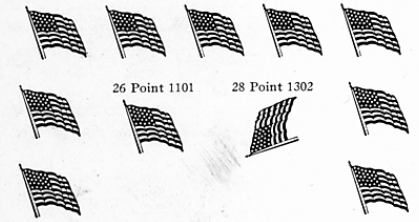
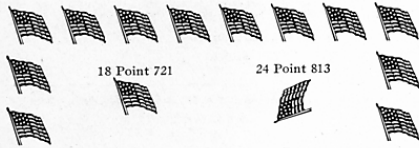





30 Point 1401




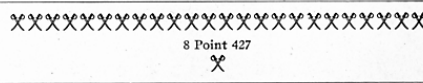


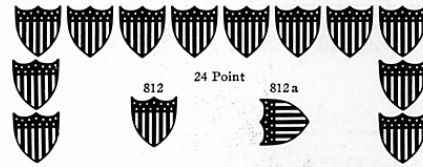
Patriotic Borders

American Flags



An American flag can be formed by using Borders 1017 and 1017 1/2 in connection with Matrix Slide 415

Shield Borders



Border Matrices TRADE MARK LINOTYPE MADE Shown in Families



12 Point 597



12 Point 598



12 Point 576




12 Point 571



12 Point 596



6 Point 158



8 Point 430



10 Point 240



12 Point 1082



12 Point 553



12 Point 555



12 Point 554




6 Point 32



8 Point 421



6 Point 102



6 Point 108



8 Point 428



8 Point 437



10 Point 245



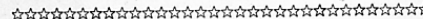
12 Point 1016



18 Point 768



24 Point 815



6 Point 68



8 Point 432



12 Point 1081




18 Point 757



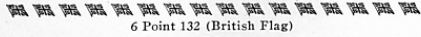
24 Point 863



Border Matrices. TRADE MARK LINOTYPE TRADE MARK Shown in Families



6 Point 106 (Cuban Flag)



6 Point 132 (British Flag)



12 Point 1079 (British Flag)



18 Point 769 (British Flag)



12 Point 1083 (Brazilian Flag)



18 Point 793 (Brazilian Flag)



18 Point 746 (Australian Flag)



24 Point 833 (Australian Flag)

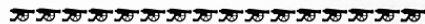


36 Point 1230 (Australian Flag)



6 Point

104 1/4 104 104 1/4



6 Point 105




18 Point 763




36 Point Matrix Slide 7003

Matrix Slides—Patriotic Designs

Length 30 ems



6 Point 1418



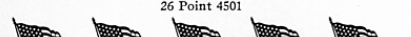
12 Point 1443




12 Point 1425



18 Point 2006



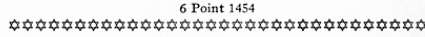
26 Point 4501




28 Point 5001




36 Point 7002



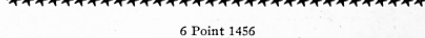
6 Point 1454




6 Point 1451



6 Point 1452



6 Point 1453

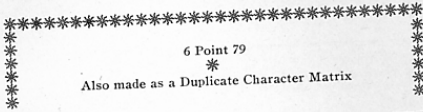


6 Point 1456

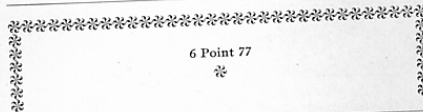


12 Point 1361

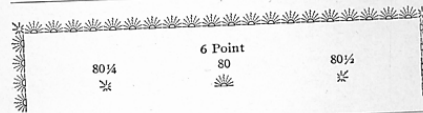
Miscellaneous Borders



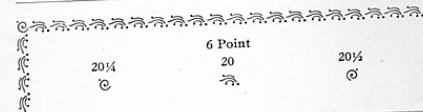
6 Point 79
*
Also made as a Duplicate Character Matrix




6 Point 77
*



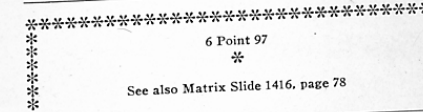
6 Point
80¼ 80 80¼
* * *



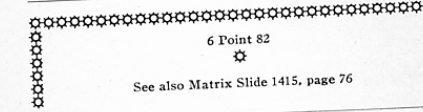
6 Point
20¼ 20 20¼
© © ©



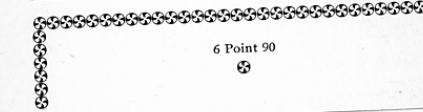
6 Point 94
*




6 Point 97
*
See also Matrix Slide 1416, page 78



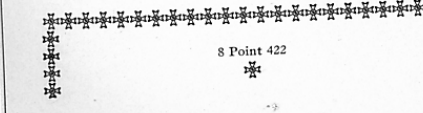
6 Point 82
*
See also Matrix Slide 1415, page 76




6 Point 90
*



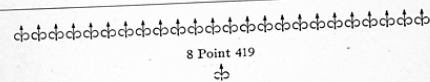
8 Point 423
*



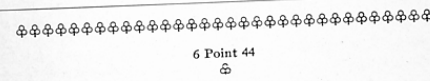
8 Point 422
*



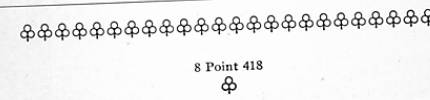
6 Point 42
♦



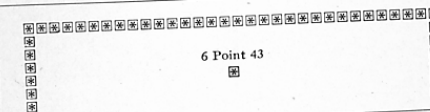
8 Point 419
♦



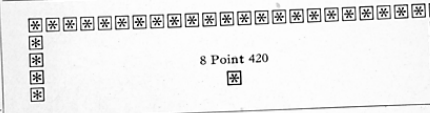
6 Point 44
♦



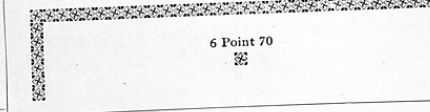
8 Point 418
♦



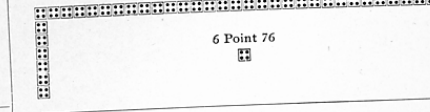
6 Point 43
■



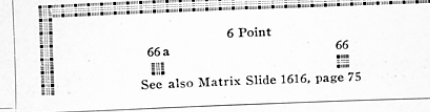
8 Point 420
■



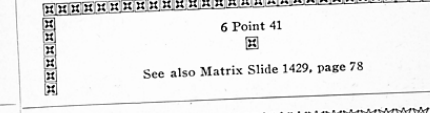
6 Point 70
*



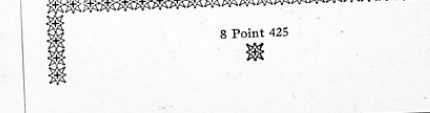
6 Point 76
■



6 Point
66 a 66
■ ■
See also Matrix Slide 1616, page 75

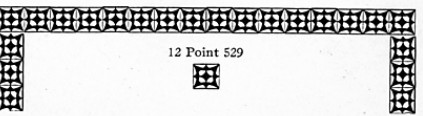
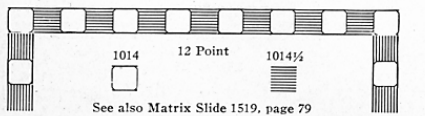

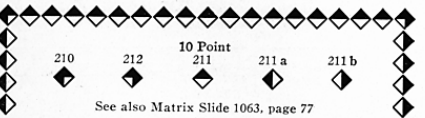
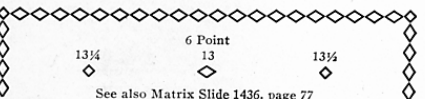

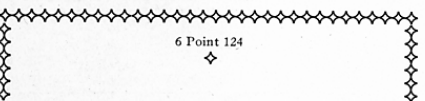


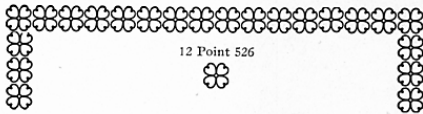

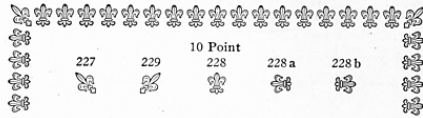
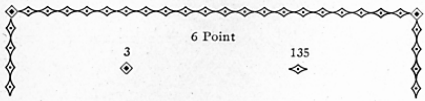
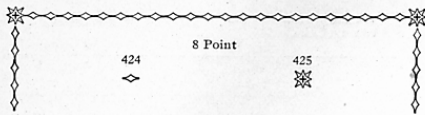


6 Point 41
■
See also Matrix Slide 1429, page 78



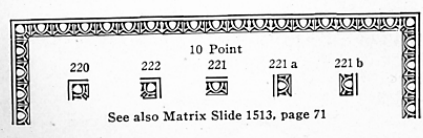
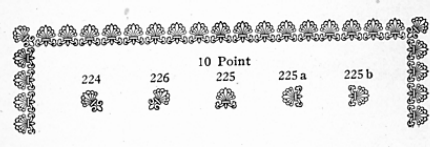
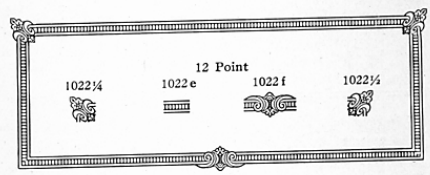
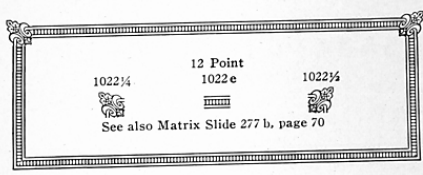
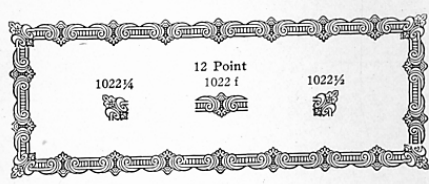
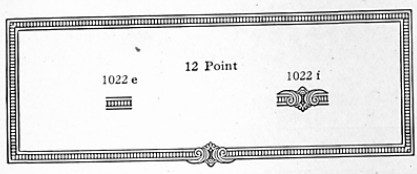
8 Point 425
*

Border Matrices MADE BY **LINOTYPE** MADE IN *Miscellaneous*

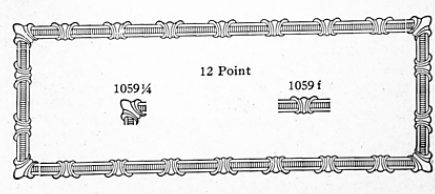
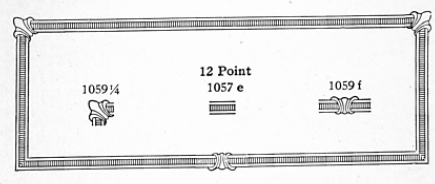
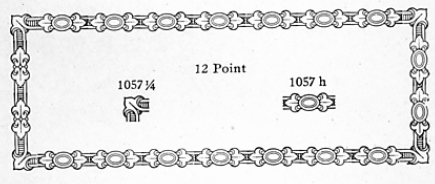

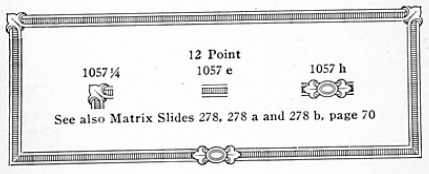
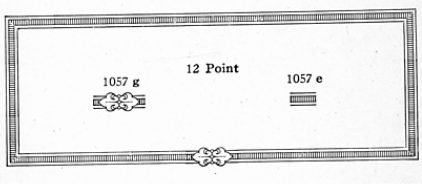


Border Matrices TRADE LINOTYPE MARK Miscellaneous

1022 1/4 1022 1/2 12 Point
1022 d 1022 e 1022 f



1057 3/4 1057 1/2 12 Point
1057 d 1057 e 1057 g 1057 h



Border Matrices FROM LINOTYPE Miscellaneous

6 Point 35
⊗

6 Point 36
⊗

7 Point 604
⊗

7 Point 605
⊗

8 Point 407
⊗

8 Point 408
⊗

9 Point 903
⊗

9 Point 904
⊗

10 Point 235
⊗

10 Point 236
⊗

12 Point 537
⊗

12 Point 538
⊗

6 Point 34
⊗

7 Point 603
⊗

8 Point 406
⊗

9 Point 902
⊗

10 Point 234
⊗

12 Point 536
⊗

6 Point

48½ 48

6 Point

25 26 24 24 a 24 b

See also Matrix Slide 1424, page 76

6 Point

49½ 49

6 Point

23 22

See also Matrix Slide 1462, page 79

6 Point 19½

6 Point

22 23 21 a 21 b

6 Point

123½ 123½ 123 123 a

6 Point

19½ 19 19 a 19 b

See also Matrix Slide 1463, page 79

6 Point 159

12 Point

511 512 543 513 514

6 Point

89½ 89½ 89 89 a 89 b

See also Matrix Slide 1468, page 78

12 Point

506 507 508 509

6 Point

125 127 126 126 a 126 b

12 Point

1009½ 1009½ 1009 1009 a 1009 b

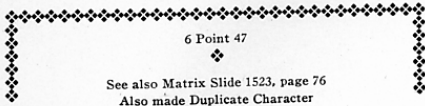
6 Point


131 b 131


12 Point

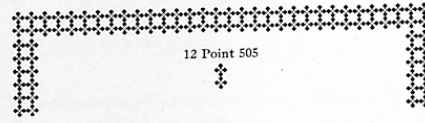
528½ 528


Border Matrices made LINOTYPE made Miscellaneous


6 Point 47

 See also Matrix Slide 1523, page 76
 Also made Duplicate Character


6 Point 58



6 Point 67

 See also Matrix Slide 1522, page 76


12 Point 505


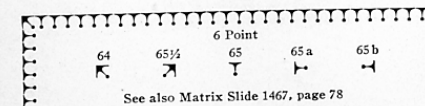

12 Point 510



6 Point 83



6 Point 81

 See also Matrix Slide 1419, page 76


12 Point 502


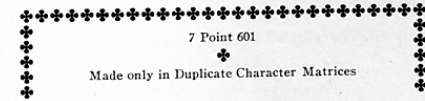
6 Point 91



6 Point

 64 65½ 65 65 a 65 b

 See also Matrix Slide 1467, page 78


6 Point 55


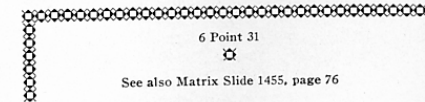
6 Point 46

 See also Matrix Slide 1420, page 78



6 Point 88

 See also Matrix Slide 1422, page 78

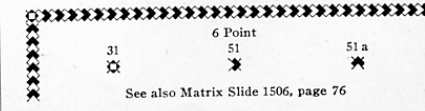
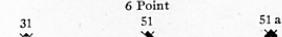
7 Point 601

 Made only in Duplicate Character Matrices

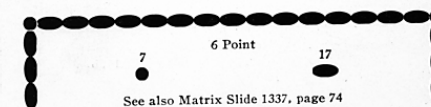
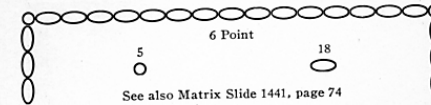
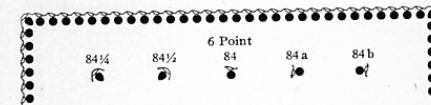
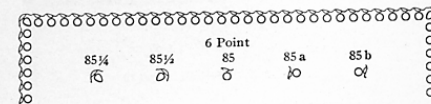
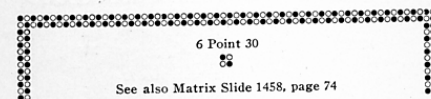

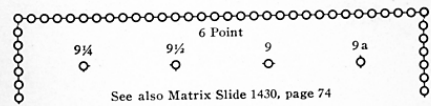
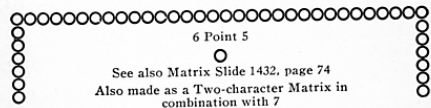
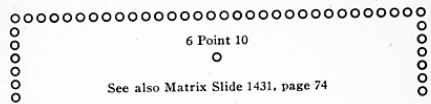


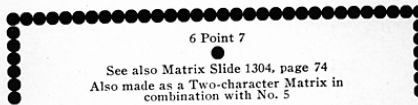
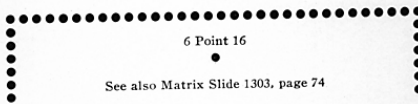
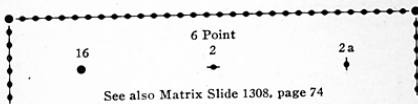
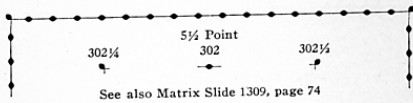
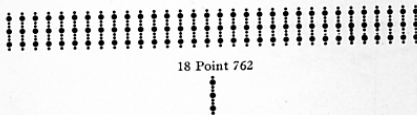

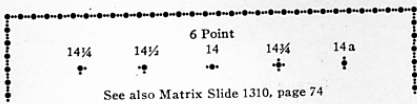
8 Point 402

 See also Matrix Slide 1423, page 78

6 Point 69


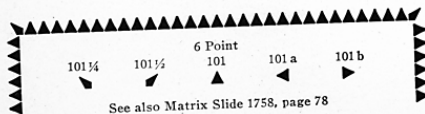
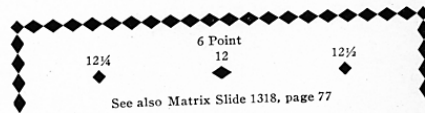

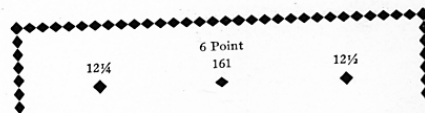


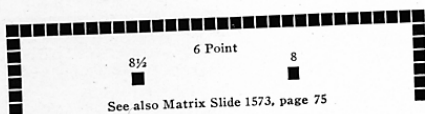
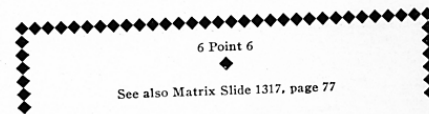
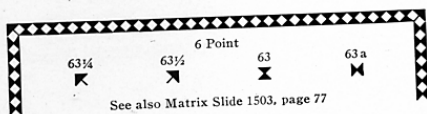
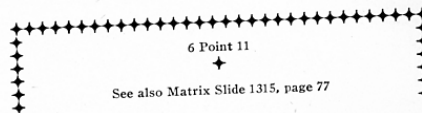

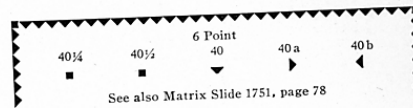
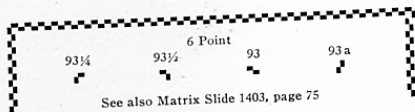
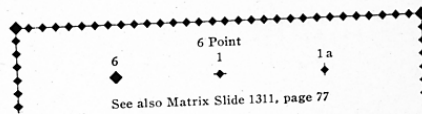

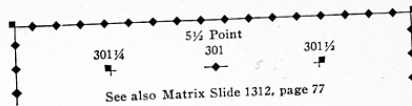

6 Point 31

 See also Matrix Slide 1455, page 76

6 Point

 50½ 50

 See also Matrix Slide 1507, page 76

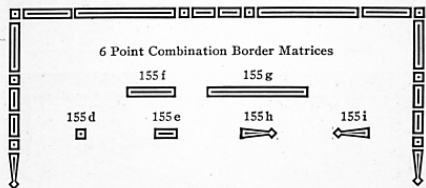
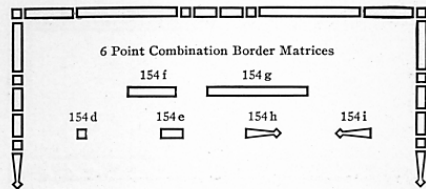
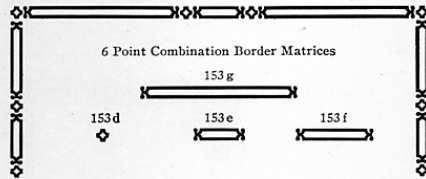

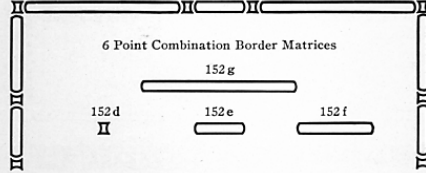

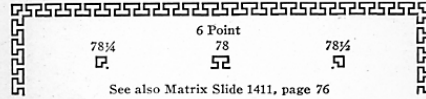
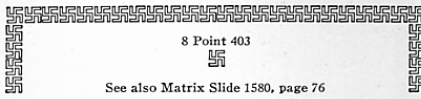
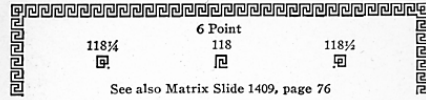
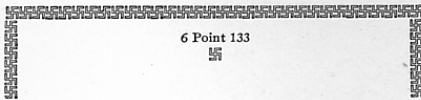
6 Point

 31 51 51 a

 See also Matrix Slide 1506, page 76

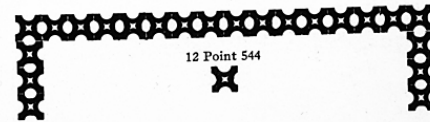
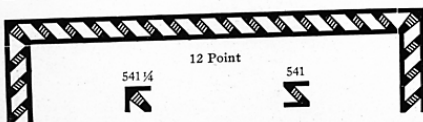
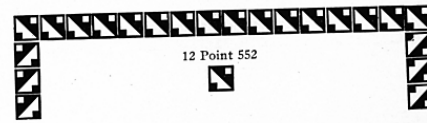

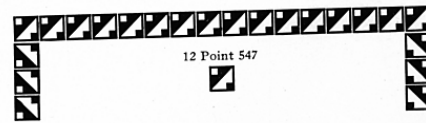
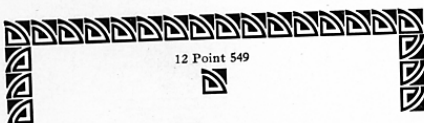

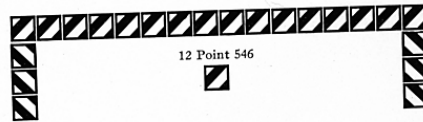
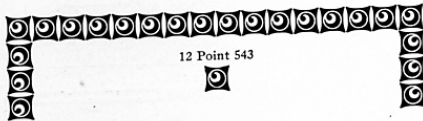
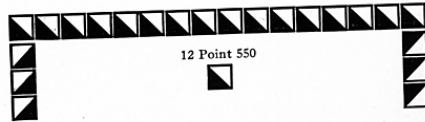

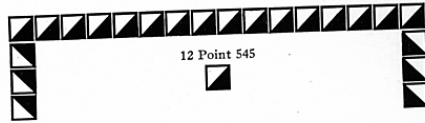






Border Matrices with LINOTYPE Miscellaneous

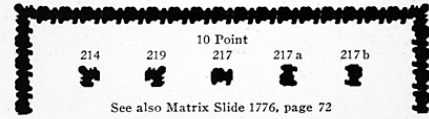

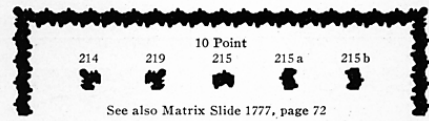


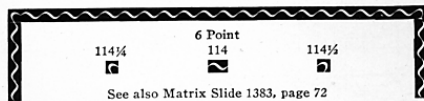

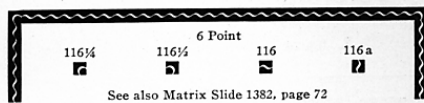
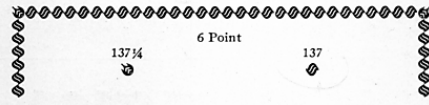
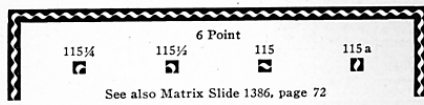
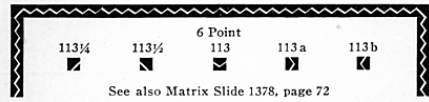
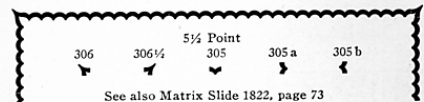
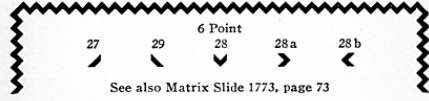
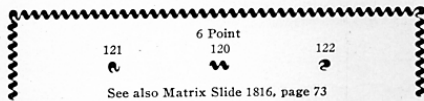
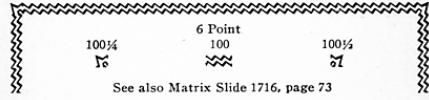
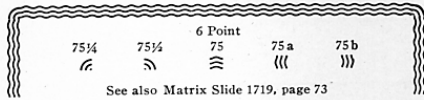
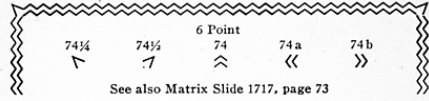
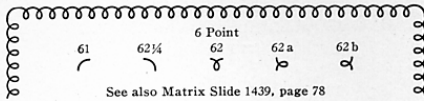


Border Matrices MAC LINOTYPE MINI Miscellaneous





Border Matrices TRADE MARK LINTYPE TRADE MARK Miscellaneous





12 Point 588



12 Point 578



12 Point 577



12 Point 586



12 Point 590



18 Point 792



12 Point 1032



12 Point 591



12 Point 585



12 Point 589



12 Point 594



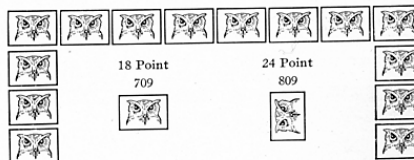
12 Point 1004



12 Point 573



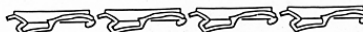
12 Point 1002



12 Point 1001



12 Point 1031



18 Point 791


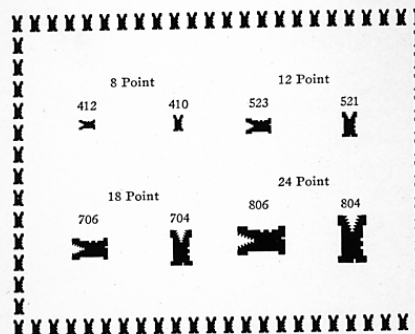
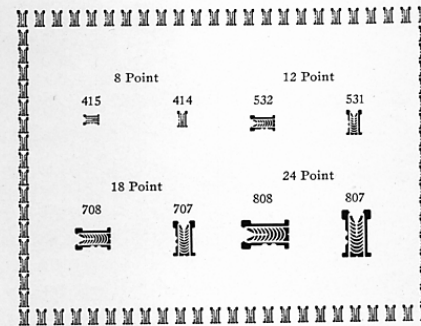
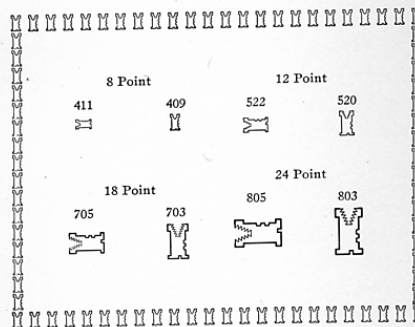
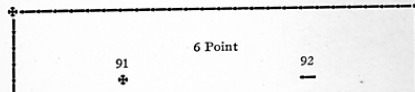

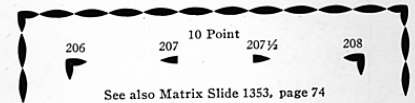
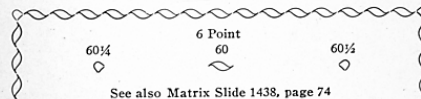
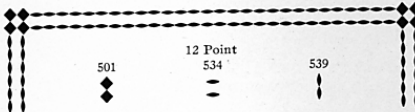
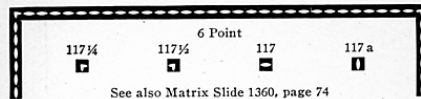
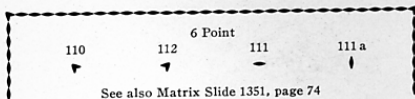


36 Point 1201



28 Point 1301



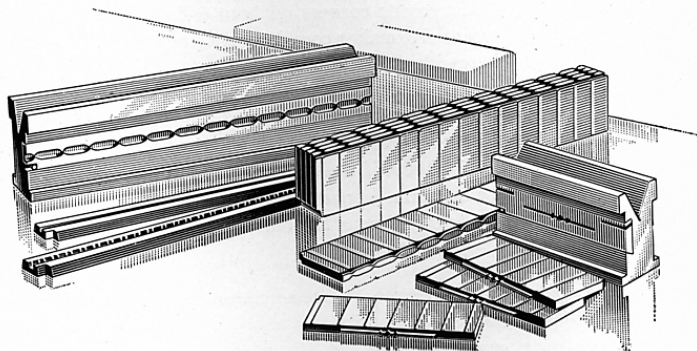




MATRIX SLIDES AND BLOCKS

Matrix Slides are made of brass as carefully and accurately as single character matrices. Rule and border designs are punched throughout the entire length of the slide; dashes and braces are punched in the center of any length of slide desired.

Each slide is complete in one piece, and can be used on any standard Linotype. No extra or special parts are required for their use, except that a matrix slide block must be provided to sustain the slides, which are interchangeable in the block and



may be substituted one for another at will. With one block and an assortment of slides, rules and borders in great variety can be cast in lengths up to 30 ems without joints or breaks.

This material is an excellent substitute for expensive brass, and its uses will result in immense saving in any office. As its cost is merely the price of Linotype metal, and it can be cast at odd times when the machine is not employed and would otherwise be standing idle, a liberal quantity always can be kept on hand for emergencies at trifling expense. It can be cut up as desired and used lavishly as needed. There is no waste, since the material is all returned to the metal pot for recasting in due course, and the item of distribution is wholly eliminated.

STANDARD AND SPECIAL SLIDES

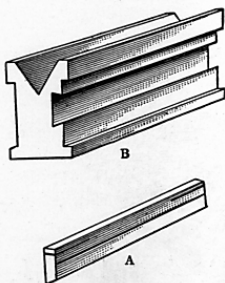
All our matrix slides are now made to *center* the face or design upon the smallest possible body. This is now the standard position for all slides, our former practice of placing the face or design as close to the constant edge of the mold as possible has been discontinued. Thus, 2-point slides will cast in the center of a 2-point slug, 4-point slides will center on a 4-point slug, 6-point slides will center on a 6-point slug, etc. These slides can also be used to cast on larger bodies, but the design or face will not be in the center of the slug. It is also possible to have center, on 6-point slugs, slides of any smaller size.

When slides are ordered with the design in any other than standard position, the price will be double that of standard slides.

Matrix slides bearing special designs can be made if desired, prices depending entirely upon the nature of the work.

HOW THEY ARE USED

The matrix slide (A) is inserted in the slot in the matrix slide block (B) and the whole is placed in the first elevator jaws of the Linotype. By locking the transfer lever, the machine can be run automatically and will cast any number of slugs from the same slide.



Curves or corners on both ends of the slide are not essential to make a complete inclosing border. We illustrate herewith the method of using border slides with a corner on one end only. The corner may be on either end of the slide. It is absolutely necessary, however, in thus making an inclosing border that the body of the slug be the same as the body of the slide used. Thus, a 6 point slide must be cast on a 6 point slug; a 10 point slide must be cast on a 10 point slug; a 12 point slide must be cast on a 12 point slug, and so on.

SHOWING THE SLUGS
READY TO BE PLACED
AROUND THE FORM

AS THE
FINISHED WORK
APPEARS

SLIDES WITH CORNER ON EACH END

Most matrix slides shown on the following pages with a corner at one end can be furnished with corners at both ends, if desired. Prices for these vary according to the design, length of slide, etc., and will be quoted upon application. Many of the plain rule slides can be furnished with corner on each end at a slight extra charge.

MATRIX SLIDE BLANKS

In order to cast slugs from matrix slides shorter than 30 ems with a 30-em matrix slide block, it is necessary to fill out the remainder of the space in the block with matrix slide blanks or filling pieces. Thus, to use a 13-em slide in a 30-em block place a 17-em filling piece on one end, or 8½-em filling pieces at either end, depending on whether slide design is desired at the end or in the center of a 30-em slug.

Plain Rule Matrix Slides


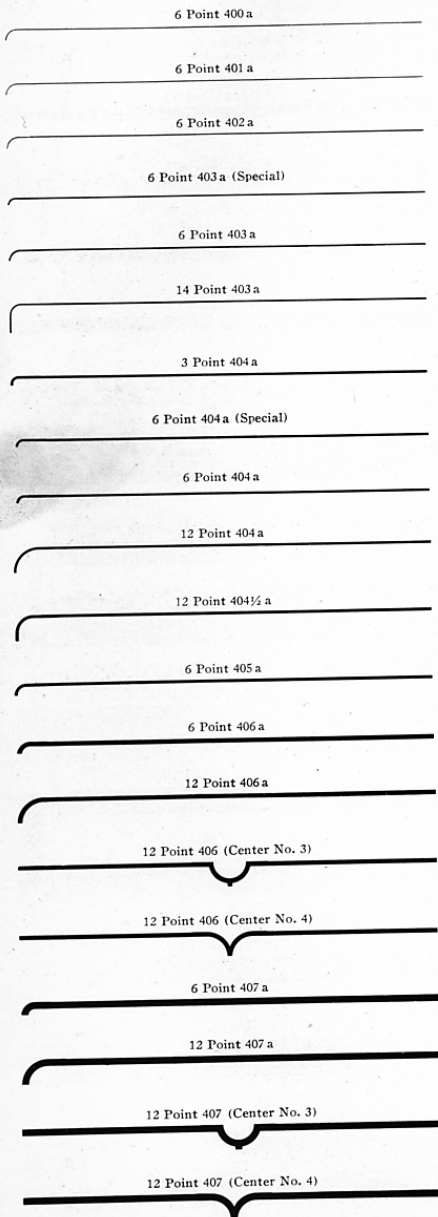
Supplied in any length up to 30 ems pica

The decimal following the slide number designates the weight of face of rule in thousandths of an inch


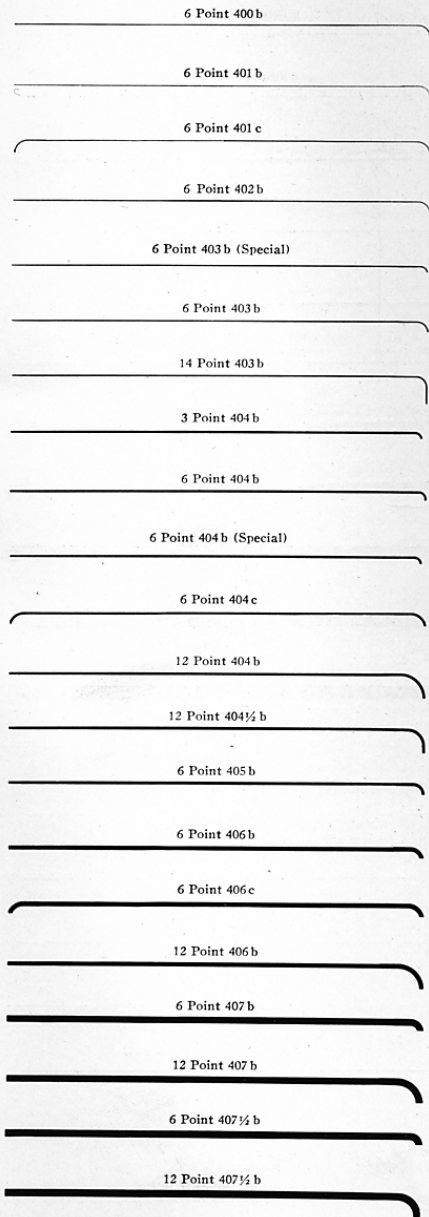
2 Point 401—.002½	6 Point 412—.073
2 Point 400—.003¼	6 Point 410—.077
2 Point 402—.004	6 Point 411—.080
2 Point 403—.008	6 Point 426—.083
6 Point 423—.011 (Center)	8 Point 413—.107¾
2 Point 404—.014	10 Point 414—.128½
3 Point 404 w—.014 (Center)	10 Point 415—.135
2 Point 404½—.018	10 Point 420—.140
2 Point 405—.020	12 Point 416—.152
3 Point 406—.028	12 Point 418—.156
3 Point 425—.041	12 Point 417—.160
4 Point 407—.042	12 Point 421—.168
4 Point 407½—.045	18 Point 2002—.245
4 Point 427—.054¼	24 Point 3504—.328
4 Point 419—.056	
5 Point 408—.058	
6 Point 409—.070	

Matrix Slides with 2, 3 or 4 point face will cast on edge of slug bodies 5 point and larger. [See page 57.]

Plain Rule Matrix Slides with Round Corners



Plain Rule Matrix Slides with Round Corners



Plain Rule Matrix Slides with Round Corners

6 Point 401 a (Reversed)	6 Point 401 b (Reversed)
6 Point 403 a (Reversed)	6 Point 403 b (Reversed)
6 Point 404 a (Reversed)	6 Point 404 b (Reversed)
12 Point 404 a (Reversed)	12 Point 404 b (Reversed)
12 Point 404½ a (Reversed)	12 Point 404½ b (Reversed)
6 Point 405 a (Reversed)	6 Point 405 b (Reversed)
6 Point 406 a (Reversed)	6 Point 406 b (Reversed)
6 Point 407 a (Reversed)	6 Point 407 b (Reversed)
12 Point 410 a (Reversed)	12 Point 410 b (Reversed)
12 Point 411 a (Reversed)	12 Point 411 b (Reversed)

Miscellaneous Plain Rule Matrix Slides

6 Point 400 a (Special No. 1)	6 Point 400 b (Special No. 1)
6 Point 400 a (Special No. 2)	6 Point 400 b (Special No. 2)
6 Point 400 a (Special No. 3)	6 Point 400 b (Special No. 3)
6 Point 401 a (Special No. 4)	6 Point 401 b (Special No. 4)
6 Point 406 a (Special)	6 Point 406 b (Special)
6 Point 402 (Special)	8 Point 402 (Special)

Plain Rule Matrix Slides with Square Corners

6 Point 402 a	6 Point 402 b
6 Point 403 a	6 Point 404 b
6 Point 404 a	12 Point 404 b
12 Point 404 a	6 Point 405 b
6 Point 405 a	12 Point 405 b
12 Point 405 a	6 Point 406 b
6 Point 406 a	10 Point 406 b
10 Point 406 a	12 Point 406 b (Special No. 2)
12 Point 406 a (Special No. 2)	12 Point 407 b (Special No. 2)
12 Point 406 (Center No. 1)	12 Point 407 (Center No. 1)
12 Point 406 (Center No. 2)	12 Point 407 (Center No. 2)
6 Point 407 a	6 Point 404 b (Reversed)
12 Point 407 a (Special No. 2)	12 Point 404 b (Reversed)
6 Point 404 a (Reversed)	6 Point 405 b (Reversed)
12 Point 404 a (Reversed)	12 Point 405 b (Reversed)
6 Point 405 a (Reversed)	6 Point 406 b (Reversed)
12 Point 405 a (Reversed)	
6 Point 406 a (Reversed)	

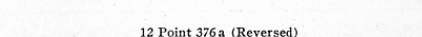
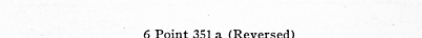
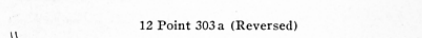
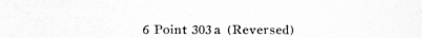
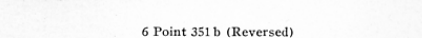
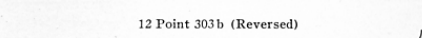
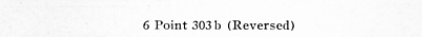
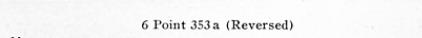



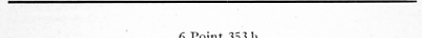
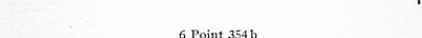
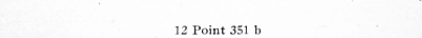
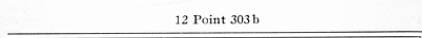
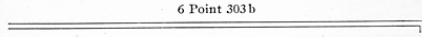
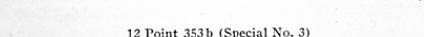
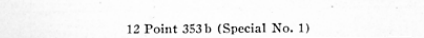
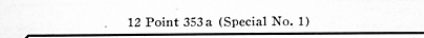


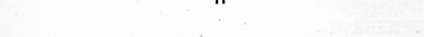
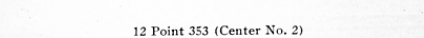

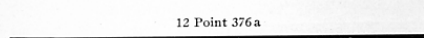
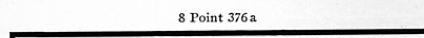
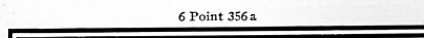

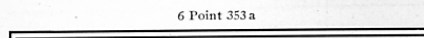
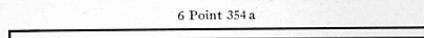
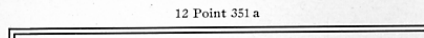
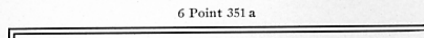
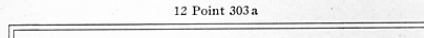
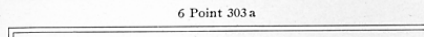
Two-Line Parallel Rule Matrix Slides

Even Weight of Face

2 Point 301	4 Point 351
3 Point 303	6 Point 352
4 Point 304	5 Point 353
5½ Point 305	6 Point 648
8 Point 307	6 Point 355
12 Point 306	6 Point 354
14 Point 308	8 Point 375
6 Point 303 a	6 Point 356
12 Point 303 a	8 Point 376
6 Point 351 a	12 Point 381
12 Point 351 a	6 Point 303 b
6 Point 353 a	12 Point 303 b
12 Point 353 a	6 Point 351 b
6 Point 356 a	12 Point 351 b
8 Point 376 a	6 Point 353 b
12 Point 376 a	12 Point 353 b
	6 Point 354 b
	6 Point 356 b
	8 Point 376 b
	12 Point 376 b

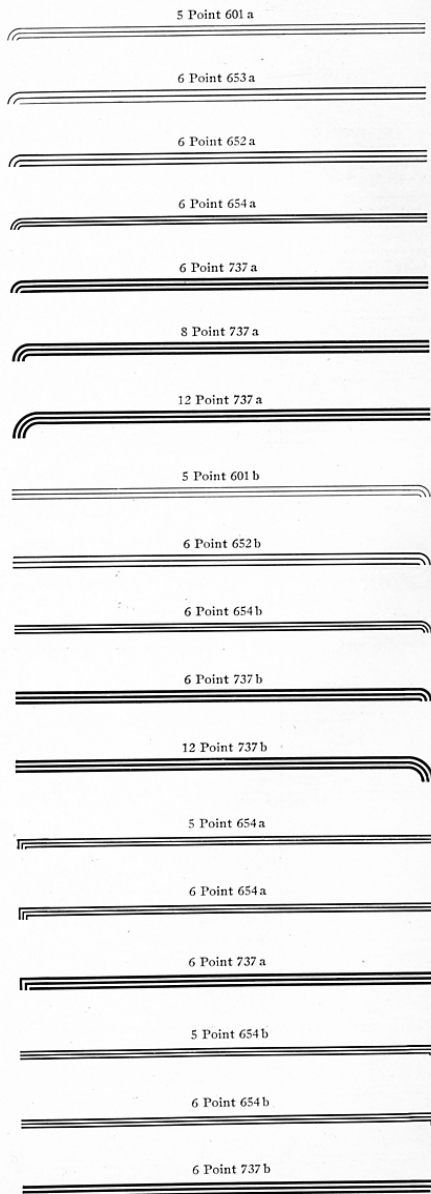

Matrix Slides with 2, 3 or 4 point face will cast on edge of slug bodies 5 point and larger. [See page 57.]

Two-Line Parallel Rule Matrix Slides with Corners



Three-Line Parallel Rule Matrix Slides

Even Weight of Face

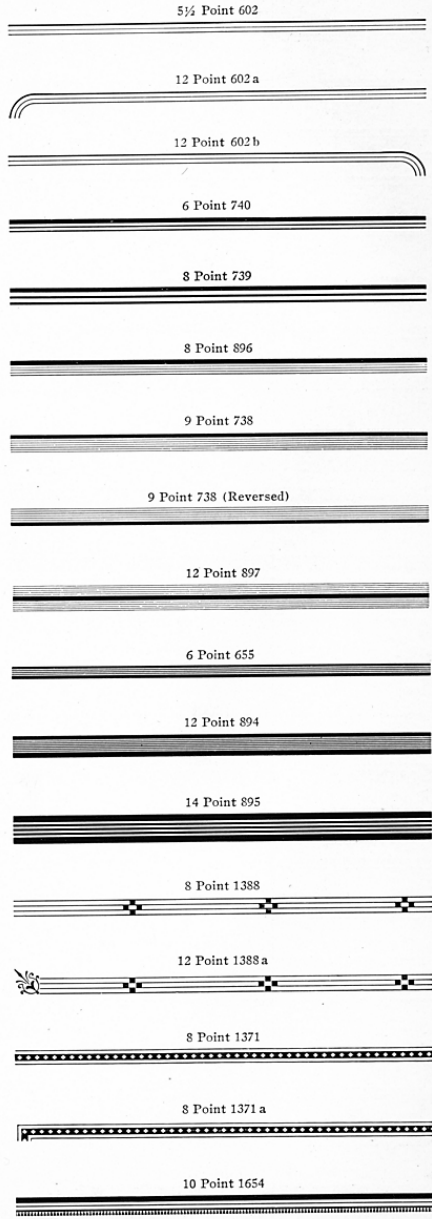
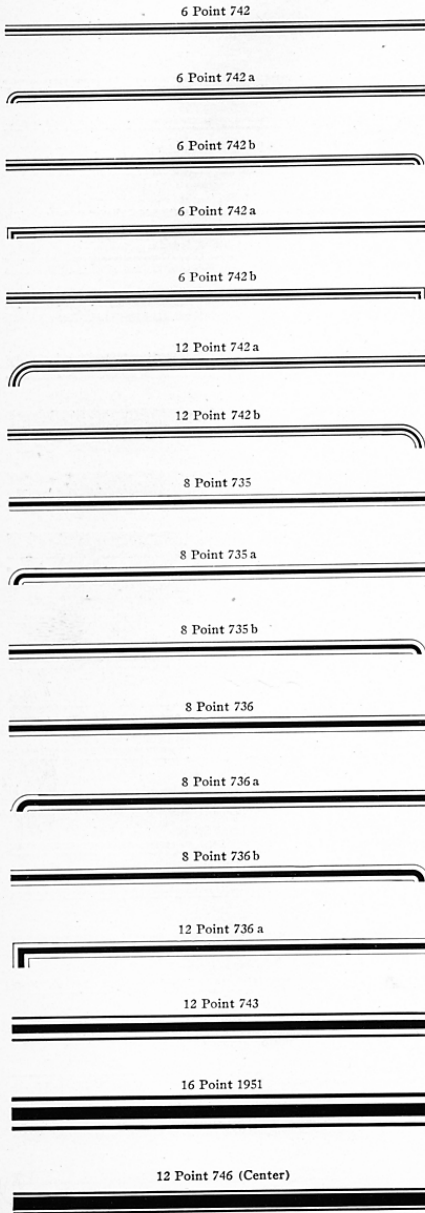


Oxford Rule Matrix Slides



4 Point 503	3 Point 504
4 Point 505	6 Point 514
4 Point 508	6 Point 515
5 Point 506	12 Point 518 (Center)
5 Point 510	8 Point 543
6 Point 513	8 Point 536 (Center)
6 Point 516	10 Point 537
6 Point 517	12 Point 538
8 Point 509 (Center)	14 Point 541
12 Point 539	14 Point 540
12 Point 542	18 Point 2007
6 Point 505 a	6 Point 508 a
6 Point 508 a	5 Point 510 a
5 Point 506 a	6 Point 513 a
5 Point 510 a	12 Point 513 a
6 Point 513 a	6 Point 516 a
6 Point 514 a	6 Point 517 a
6 Point 516 a	6 Point 508 b
6 Point 505 b	6 Point 513 b
6 Point 508 b	12 Point 513 b
6 Point 516 b	6 Point 516 b
6 Point 516 a (Reversed)	6 Point 516 a (Reversed)
6 Point 516 b (Reversed)	6 Point 516 b (Reversed)
6 Point 514 c (13 ems)	12 Point 538 a

Matrix Slides with 2, 3 or 4 point face will cast on edge of slug bodies 5 point and larger. [See page 57.]

Miscellaneous Parallel Rule Matrix Slides

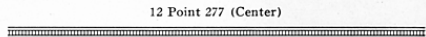

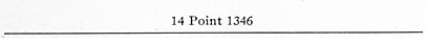
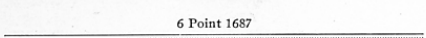
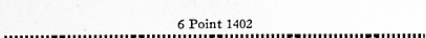
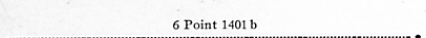
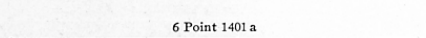
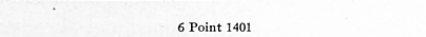
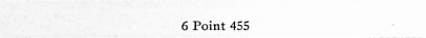
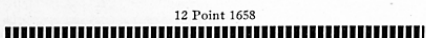
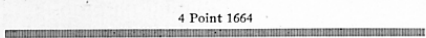
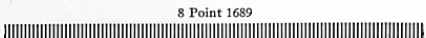

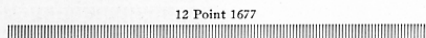

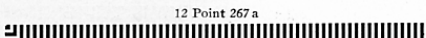
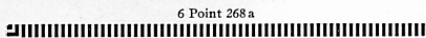
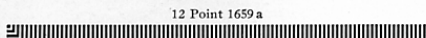
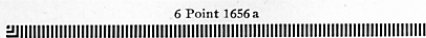
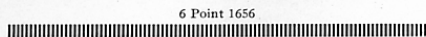


Gray-Tone and Shaded Matrix Slides

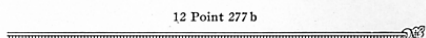


Matrix Slides with 2, 3 or 4 point face will cast on edge of slug bodies 5 point and larger. [See page 57.]


Gray-Tone and Shaded Matrix Slides—Continued



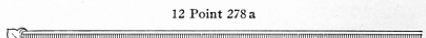
See also Border Matrix 1022 e, page 45



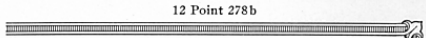
See also Border Matrices 1022 e and 1022 1/4, page 45



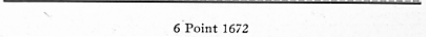
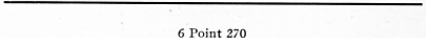







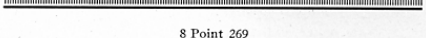
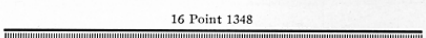
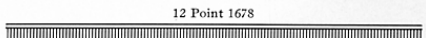
See also Border Matrix 1057 e, page 45



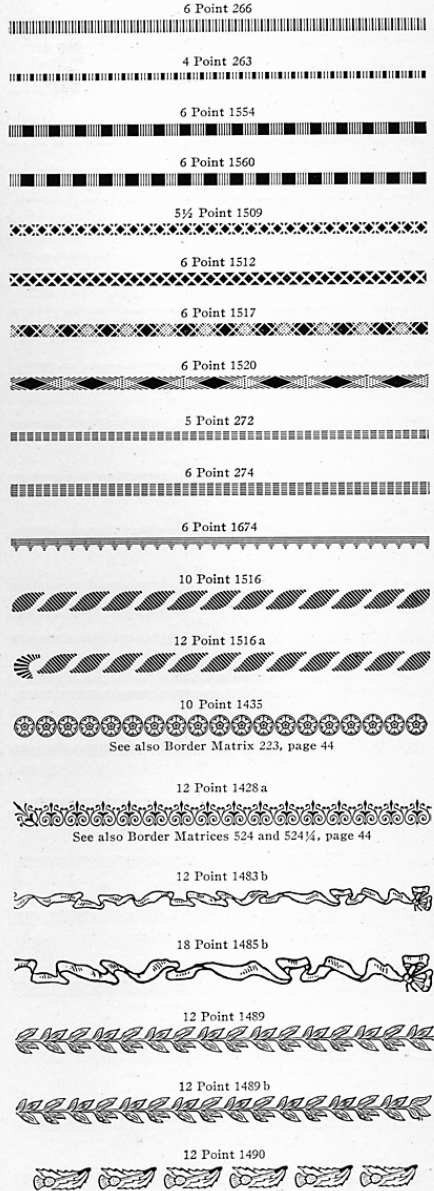
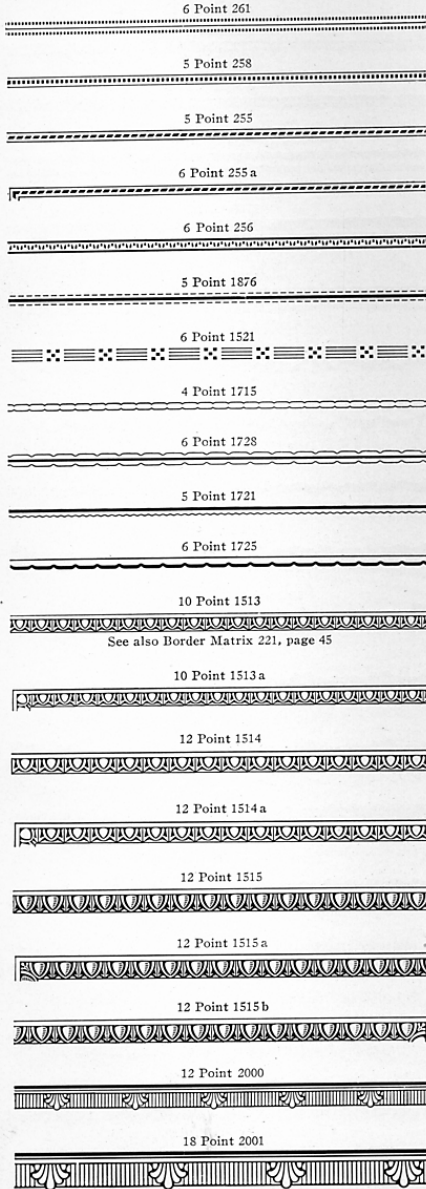
See also Border Matrices 1057 e and 1057 1/4, page 45



See also Border Matrices 1057 e and 1057 1/4, page 45

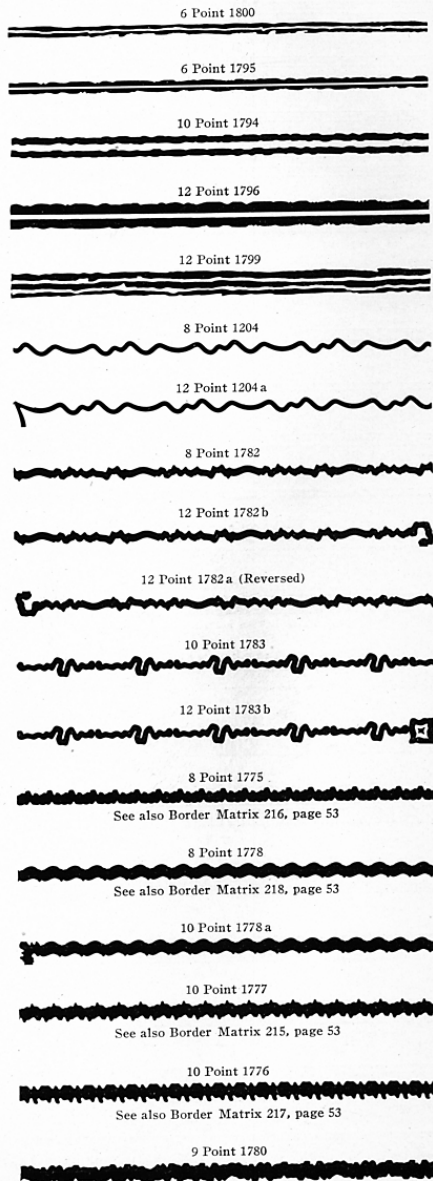
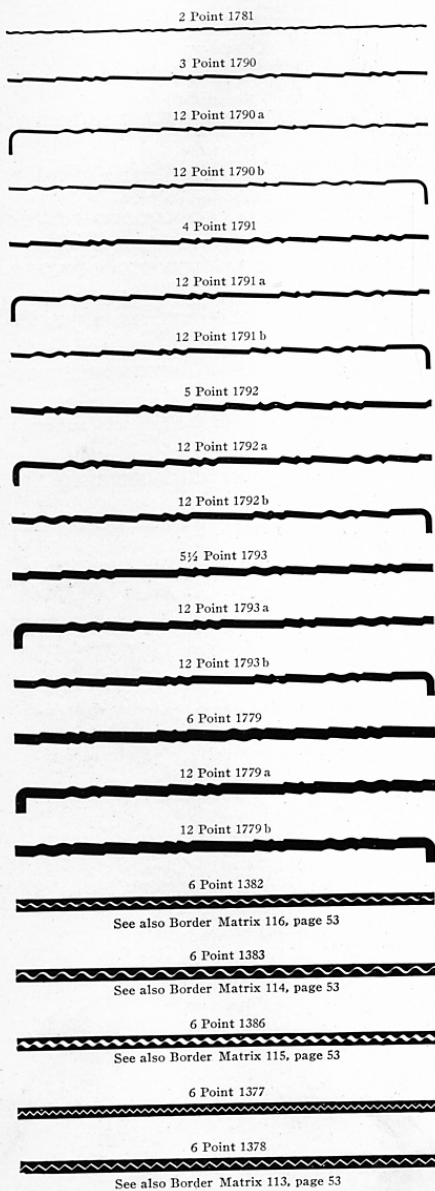


Gray-Tone and Shaded Matrix Slides





Matrix Slides with 2, 3 or 4 point face will cast on edge of slug bodies 5 point and larger.

Rugged Rule Matrix Slides



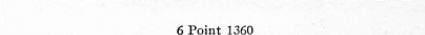
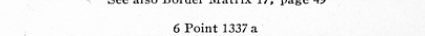
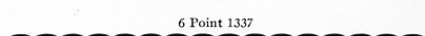
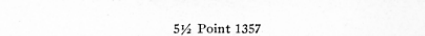
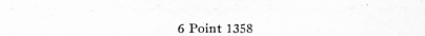
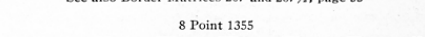
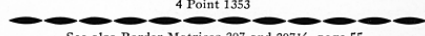


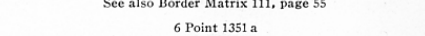
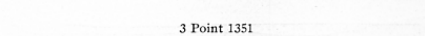
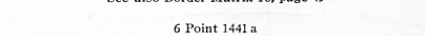


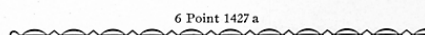
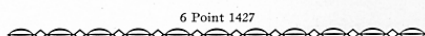
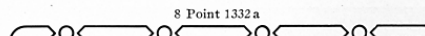
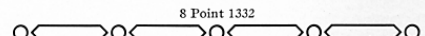
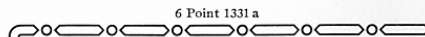
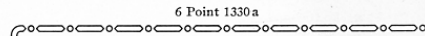
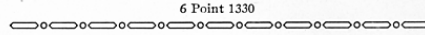

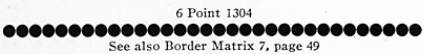
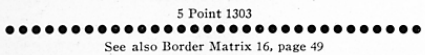
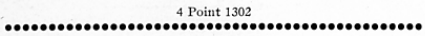
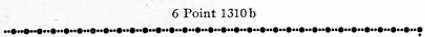
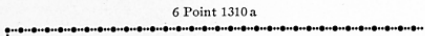
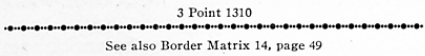
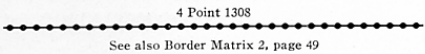


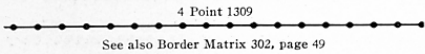

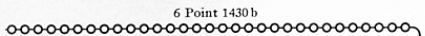
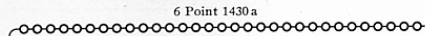
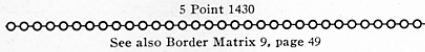
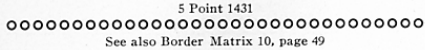
Matrix Slides with 2, 3 or 4 point face will cast on edge of slug bodies 5 point and larger. [See page 57.]

Wave Rule Matrix Slides





Matrix Slides with 2, 3 or 4 point face will cast on edge of slug bodies 5 point and larger.

Round and Oval Design Matrix Slides



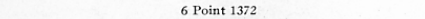
Matrix Slides with 2, 3 or 4 point face will cast on edge of slug bodies 5 point and larger. [See page 57.]

Square and Dot Design Matrix Slides

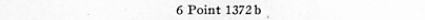


Matrix Slides with 2, 3 or 4 point face will cast on edge of slug bodies 5 point and larger. [See page 57.]

Miscellaneous Design Matrix Slides



6 Point 1372
See also Border Matrix 157, page 15



6 Point 1372 b



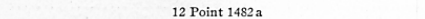
10 Point 1359 a



12 Point 1482



See also Border Matrix 1056, page 15



12 Point 1482 a



12 Point 1481



12 Point 1481 a



12 Point 1479



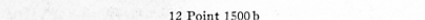
12 Point 1479 a



12 Point 1480 a



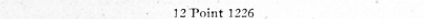
See also Border Matrix 1054, page 15



12 Point 1500 b



See also Border Matrix 542, page 53



12 Point 1226



6 Point 1419



See also Border Matrix 81, page 22

6 Point 1522



See also Border Matrix 67, page 48

6 Point 1523



See also Border Matrix 47, page 48

12 Point 1525



6 Point 1426



See also Border Matrix 96, page 22

6 Point 1424



See also Border Matrix 24, page 47


11 Point 1486



11 Point 1486 b




6 Point 1415



See also Border Matrix 82, page 43

6 Point 1455



See also Border Matrix 31, page 48

6 Point 1314



See also Border Matrix 53, page 22

6 Point 1314 a



6 Point 1314 b



6 Point 1507



See also Border Matrix 50, page 48

6 Point 1506



See also Border Matrix 51, page 48

6 Point 1412



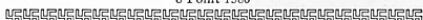
12 Point 1413



12 Point 1414



8 Point 1580



See also Border Matrix 403, page 51

12 Point 1584



See also Border Matrix 503, page 51

8 Point 1581




See also Border Matrix 404, page 51

12 Point 1585



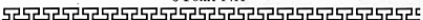
See also Border Matrix 504, page 51

6 Point 1409



See also Border Matrix 118, page 51

6 Point 1411



See also Border Matrix 78, page 51

12 Point 1421



12 Point 1421 a



8 Point 1408



12 Point 1410



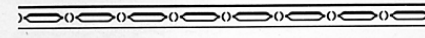
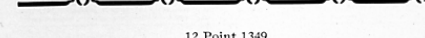
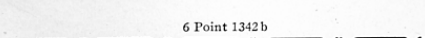
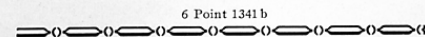
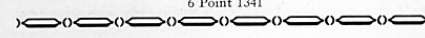
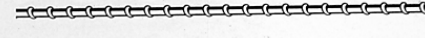

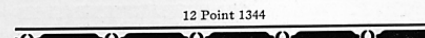


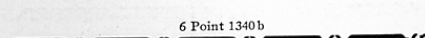
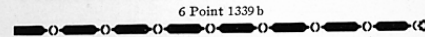


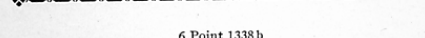
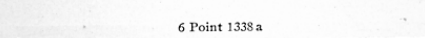

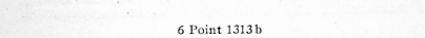
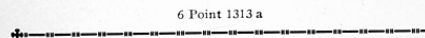
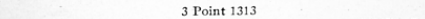
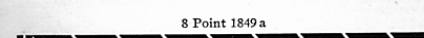

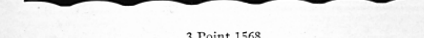
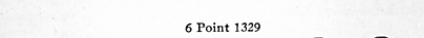
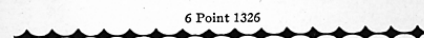
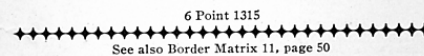
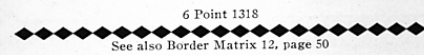
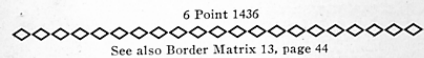

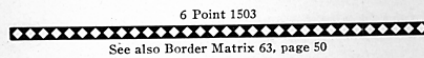

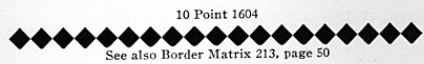

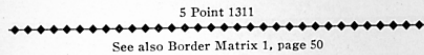
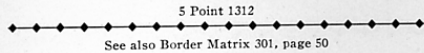
12 Point 1406 b



12 Point 1526 a



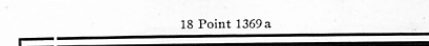
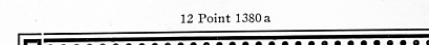
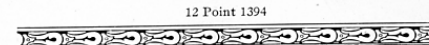



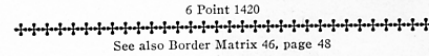




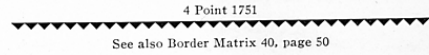

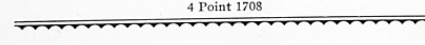


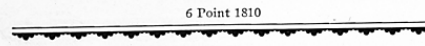
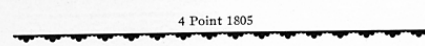
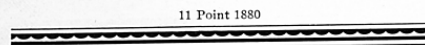



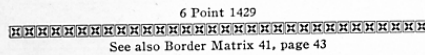
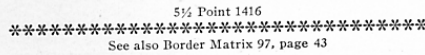
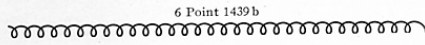
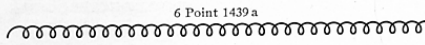
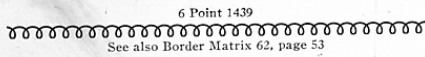

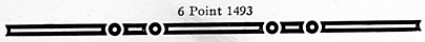


Miscellaneous Design Matrix Slides—Continued







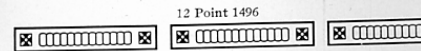
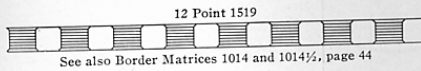

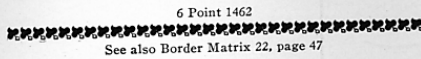
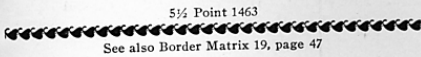
Matrix Slides with 2, 3 or 4 point face will cast on edge of slug bodies 5 point and larger.

Miscellaneous Design Matrix Slides—Continued




Matrix Slides with 2, 3 or 4 point face will cast on edge of slug bodies 5 point and larger. [See page 57.]

Miscellaneous Design Matrix Slides—Continued



Oxford Rule Ornamental Dashes



Matrix Slide Braces

Braces in matrix slide form are carried in stock with the design centered on five different lengths, 12, 13, 24½, 26½ and 30 ems. They can, however, be cut down to any desired length, conditioned, of course, upon the length of the design proper.

3 Point 1101
1 Pica



3 Point 1102
1½ Picas



3 Point 1103
2 Picas



3 Point 1104
2½ Picas



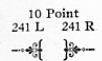
3 Point 1105
3 Picas



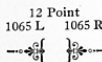
3 Point 1106
3½ Picas



10 Point
241 L 241 R



12 Point
1065 L 1065 R



4 Point 1113
7 Picas



5 Point 1114
7½ Picas



5 Point 1115
8 Picas



5 Point 1116
8½ Picas



5 Point 1117
9 Picas



5½ Point 1118
9½ Picas



5½ Point 1119
10 Picas



5½ Point 1120
10½ Picas



6 Point 1122
11½ Picas



6 Point 1123
12 Picas



6 Point 1124
13 Picas



6 Point 1126
15 Picas



6 Point 1130
18 Picas



6 Point 1132
21 Picas



6 Point 1134
24 Picas



6 Point 1136
27 Picas



6 Point 1138
30 Picas



3 Point 1107
4 Picas



3 Point 1108
4½ Picas



4 Point 1109
5 Picas



4 Point 1110
5½ Picas



4 Point 1111
6 Picas



4 Point 1112
6½ Picas

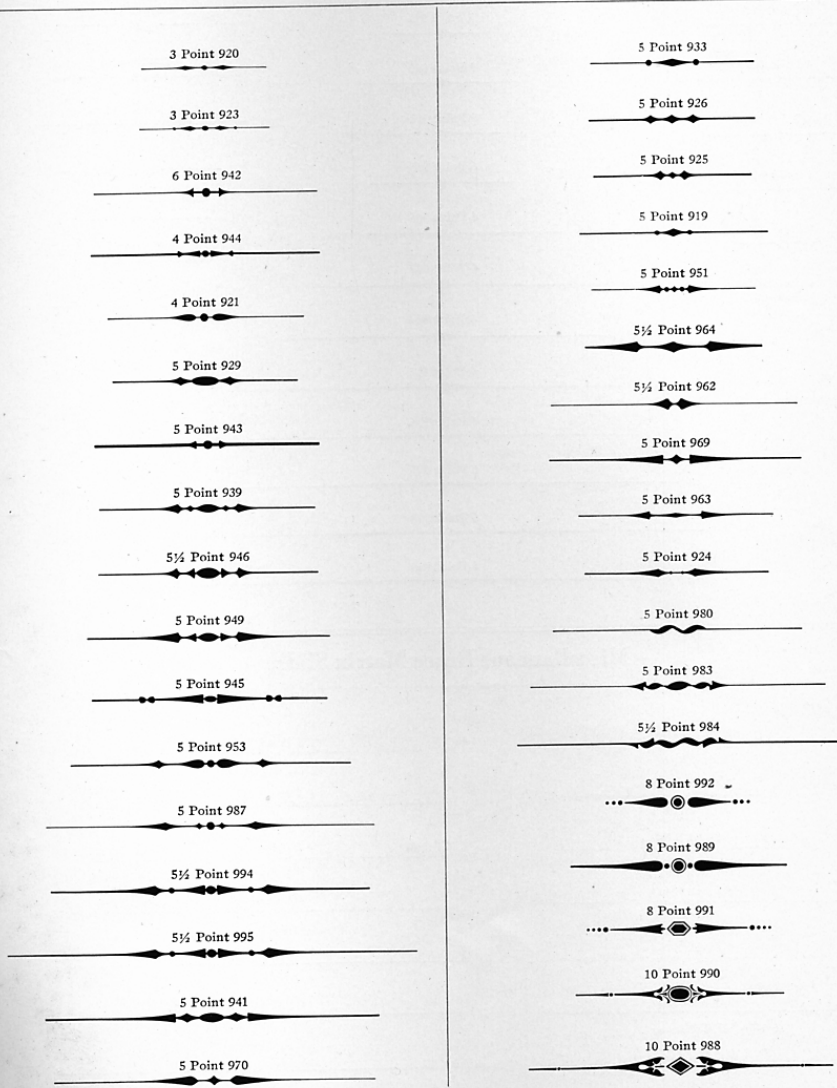


See page 82 for other designs of braces

Matrix Slides with 2, 3 or 4 point face will cast on edge of slug bodies 5 point and larger. [See page 57.]

Ornamental Dash Matrix Slides

The Ornamental Dash Matrix Slides shown on this and the following page are carried in stock with the design centered on three different lengths, 13, 26½, and 30 ems. They can, however, be cut down to any desired length, conditioned, of course, upon the length of the design proper.



Matrix Slides with 2, 3 or 4 point face will cast on edge of slug bodies 5 point and larger. [See page 57.]

Ornamental Dash Matrix Slides—Continued

5 Point 907	4 Point 906½	6 Point 913
4 Point 918	6 Point 917	10 Point 982
4 Point 903	5 Point 911	5 Point 910
4 Point 904	5 Point 940	5 Point 910½
4 Point 902	5 Point 912	3 Point 956
4 Point 909	6 Point 965	5 Point 955
4 Point 901	6 Point 966	3 Point 954
4 Point 922	6 Point 967	4 Point 905
	6 Point 914	4 Point 928
	6 Point 968	
	6 Point 996	
	6 Point 997	
	6 Point 998	
	6 Point 999	

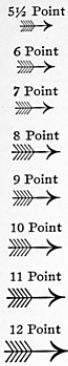
Miscellaneous Brace Matrix Slides

6 Point 1048	6 Point 1056
10½ Picas	12½ Picas
6 Point 1050	6 Point 1061
10½ Picas	13½ Picas
6 Point 1051	6 Point 1063
11 Picas	14 Picas
6 Point 1052	6 Point 1067
11½ Picas	15 Picas
6 Point 1053	6 Point 1069
11½ Picas	15½ Picas
6 Point 1054	6 Point 1071
11¾ Picas	16 Picas
6 Point 1055	6 Point 1073
12 Picas	16½ Picas

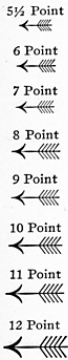
These braces made on constant end of slide and are positioned so that they can be cast on a 3 point slug if necessary.

5 1/2 to 12 Point Arrow Matrices

Character 1



Character 2



Character 3



Character 4



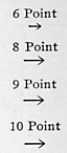
Character 5




Character 6



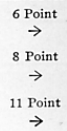
Character 7



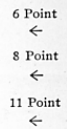
Character 8



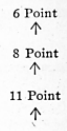
Character 9



Character 10



Character 11



Character 12



Character 13



Character 14



Character 15



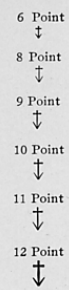
Character 16




Character 17



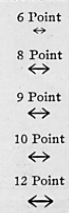
Character 18



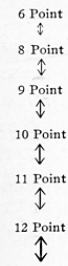
Character 19



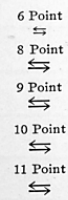
Character 20



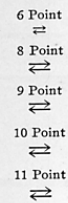
Character 21



Character 22



Character 23



Character 24



Character 25



Character 26



Character 27



Character 28



Character 29



Character 30



Character 31



Character 32



Character 33



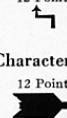
Character 34



Character 35



Character 36



Character 37



Character 38



Character 39



Use 12 Point Center Matrix Slide 407 for extending length of shaft on Characters 36, 37, 38, and 39.

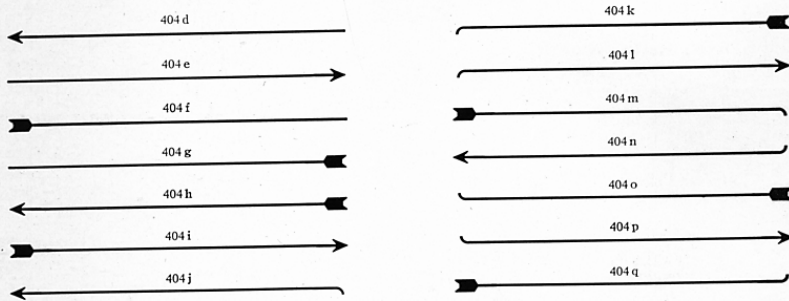
Use Special Character Order Blank when ordering matrices listed on this page and specify Point Size and Character Number of Arrow desired.

Arrow Matrix Slides

In addition to the Arrows in matrix form shown on preceding page, we have made two styles in matrix slide form as shown on this page: Arrows 404 and 407, to be used in connection with Rule Matrix Slides 404 and 407. The arrow slides are made in two parts, one carrying the arrow-head, the other carrying the feather. The arrows point to left and right. Slides are made which cast both right and left curves on the shaft end of both the head and feather sections. With a set of these slides there is no limit to the designs which can be worked out.

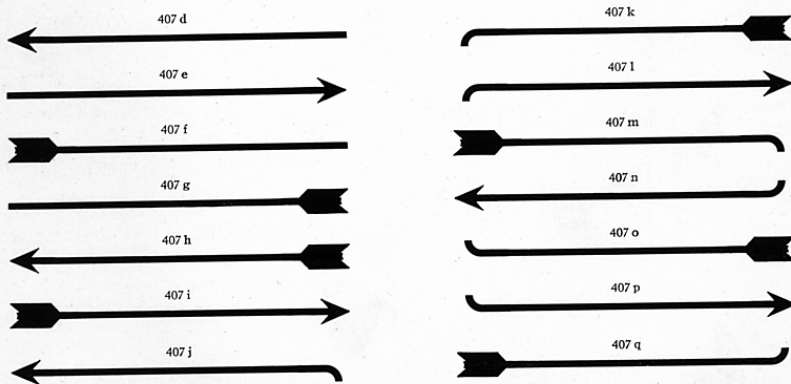
These slides are made in three different lengths, 13, 26½, and 30 ems. When used in connection with the corresponding 30-em rule matrix slide (404 or 407) the lines can be carried to any desired length.

6 Point Matrix Slides



404 (Special 6 Point Center) Length 30 ems

12 Point Matrix Slides




407 (Special 12 Point Center) Length 30 ems

A NEW GROUP OF LINOTYPE MATRIX SLIDES

Completed too late for classification

2 Point Center 208



6 Point 249



2 Point Center 507



6 Point 521




8 Point 543-b



12 Point 522



14 Point 523



16 Point 545



18 Point 734



12 Point 1619



18 Point 661



18 Point 1691



6 Point 1368



6 Point 1445



12 Point 1444



6 Point 1464



12 Point 1465



8 Point 1398-a



12 Point 1205



12 Point 1206



12 Point 1207-R



12 Point 1207-L



12 Point 1381



14 Point Center 1364



8 Point 377



8 Point 1881-a



6 Point 1335



12 Point 1505



A New Group of **TRADE LINOTYPE MARK** Matrix Slides

14 Point 1297-a




10 Point 1295



14 Point 1296



18 Point 1376-a



18 Point 1376-b



18 Point 1352




18 Point 1527



18 Point 1831-a



18 Point 1830



12 Point 163-b



18 Point 1828-a



24 Point 1829-a



18 Point 1850



18 Point 1825




12 Point 1336



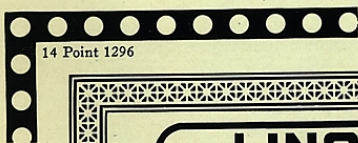
6 Point 986




18 Point 1850



14 Point 1296



18 Point 1376-b




12 Point 1505



TRADE **LINOTYPE** MARK

18 Point 1527




14 Point 1297-a




12 Point 1465



18 Point 1352



18 Point 1830



NUMERICAL INDEX

BORDER MATRICES

Border No.	Page	Border No.	Page	Border No.	Page	Border No.	Page
1 6 point	50	40a 6 point	50	75¼ 6 point	53	113b 6 point	53
1a 6 point	50	40b 6 point	50	75½ 6 point	53	113¼ 6 point	53
2 6 point	49	40¼ 6 point	50	76 6 point	43	113½ 6 point	53
2a 6 point	49	40½ 6 point	50	77 6 point	43	114 6 point	53
3 6 point	44	41 6 point	43	78 6 point	51	114¼ 6 point	53
5 6 point	49	42 6 point	43	78¼ 6 point	51	114½ 6 point	53
6 6 point	50	43 6 point	43	78½ 6 point	51	115 6 point	53
7 6 point	49	44 6 point	43	79 6 point	43	115a 6 point	53
8 6 point	50	46 6 point	48	80 6 point	43	115¼ 6 point	53
8½ 6 point	50	47 6 point	48	80¼ 6 point	43	115½ 6 point	53
9 6 point	49	48 6 point	47	80½ 6 point	43	116 6 point	53
9a 6 point	49	48½ 6 point	47	81 6 point	22, 48	116a 6 point	53
9½ 6 point	49	49 6 point	47	82 6 point	43	116¼ 6 point	53
9¾ 6 point	49	49½ 6 point	47	83 6 point	48	116½ 6 point	53
10 6 point	49	50 6 point	48	84 6 point	49	117 6 point	55
11 6 point	50	50½ 6 point	50	84a 6 point	49	117a 6 point	55
12 6 point	50	51 6 point	48	84b 6 point	49	117¼ 6 point	55
12¼ 6 point	50	51a 6 point	48	84¼ 6 point	49	117½ 6 point	55
12½ 6 point	50	52 6 point	22	84½ 6 point	49	118 6 point	51
13 6 point	44	53 6 point	22	85 6 point	49	118¼ 6 point	51
13¼ 6 point	44	53a 6 point	22	85a 6 point	49	118½ 6 point	51
13½ 6 point	44	54 6 point	48	85b 6 point	49	120 6 point	53
14 6 point	49	55 6 point	48	85¼ 6 point	49	121 6 point	53
14a 6 point	49	56 6 point	39	85½ 6 point	49	122 6 point	53
14¼ 6 point	49	57 6 point	50	88 6 point	48	123 6 point	47
14½ 6 point	49	58 6 point	48	89 6 point	47	123a 6 point	47
14¾ 6 point	49	59 6 point	47	89a 6 point	47	123¼ 6 point	47
15 6 point	49	59½ 6 point	47	89b 6 point	47	123½ 6 point	47
16 6 point	49	60 6 point	55	89¼ 6 point	47	124 6 point	44
17 6 point	49	60¼ 6 point	55	89½ 6 point	47	125 6 point	47
18 6 point	49	60½ 6 point	55	90 6 point	43	126 6 point	47
19 6 point	47	61 6 point	53	91 6 point	48	126a 6 point	47
19a 6 point	47	62 6 point	53	92 6 point	55	126b 6 point	47
19b 6 point	47	62a 6 point	53	93 6 point	50	127 6 point	47
19½ 6 point	47	62b 6 point	53	93a 6 point	50	128 6 point	28
20 6 point	43	62¼ 6 point	53	93¼ 6 point	50	129 6 point	28
20¼ 6 point	43	63 6 point	50	93½ 6 point	50	129a 6 point	28
20½ 6 point	43	63a 6 point	50	94 6 point	43	130 6 point	28
21 6 point	47	63¼ 6 point	50	95 6 point	28	131 6 point	47
21a 6 point	47	63½ 6 point	50	96 6 point	22	131b 6 point	47
21b 6 point	47	64 6 point	48	96a 6 point	22	132 6 point	42
22 6 point	47	65 6 point	48	96b 6 point	22	133 6 point	51
23 6 point	47	65a 6 point	48	97 6 point	43	134 6 point	51
24 6 point	47	65b 6 point	48	100 6 point	53	135 6 point	44
24a 6 point	47	65½ 6 point	48	100¼ 6 point	53	137 6 point	53
24b 6 point	47	66 6 point	43	100½ 6 point	53	137¼ 6 point	53
25 6 point	47	66a 6 point	43	101 6 point	50	138 6 point	52
26 6 point	47	67 6 point	48	101a 6 point	50	139 6 point	52
27 6 point	53	68 6 point	41	101b 6 point	50	140 6 point	52
28 6 point	53	69 6 point	48	101¼ 6 point	50	147 6 point	51
28a 6 point	53	70 6 point	43	101½ 6 point	50	151 6 point	53
28b 6 point	53	72 6 point	28	102 6 point	41	152d 6 point	51
29 6 point	53	72a 6 point	28	104 6 point	42	152e 6 point	51
30 6 point	49	72b 6 point	28	104¼ 6 point	42	152f 6 point	51
31 6 point	48	72¼ 6 point	28	104½ 6 point	42	152g 6 point	51
32 6 point	41	72½ 6 point	28	105 6 point	42	153d 6 point	51
33 6 point	28	73 6 point	22	106 6 point	42	153e 6 point	51
33b 6 point	28	74 6 point	53	107 6 point	40	153f 6 point	51
34 6 point	46	74a 6 point	53	108 6 point	41	153g 6 point	51
35 6 point	46	74b 6 point	53	110 6 point	55	154d 6 point	51
36 6 point	46	74¼ 6 point	53	111 6 point	55	154e 6 point	51
39 6 point	50	74½ 6 point	53	111a 6 point	55	154f 6 point	51
39¼ 6 point	50	75 6 point	53	112 6 point	55	154g 6 point	51
39½ 6 point	50	75a 6 point	53	113 6 point	53	154h 6 point	51
40 6 point	50	75b 6 point	53	113a 6 point	53	154i 6 point	51

NUMERICAL INDEX TO BORDER MATRICES

Border No.	Page	Border No.	Page	Border No.	Page	Border No.	Page
155d 6 point	51	232 10 point	51	515 12 point	44	575 12 point	38
155e 6 point	51	233 10 point	28	518 12 point	55	576 12 point	38, 41
155f 6 point	51	234 10 point	46	519 12 point	55	577 12 point	54
155g 6 point	51	235 10 point	46	520 12 point	55	578 12 point	54
155h 6 point	51	236 10 point	46	521 12 point	55	579 12 point	38
155i 6 point	51	239 10 point	49	522 12 point	55	580 12 point	38
156 6 point	22	240 10 point	41	523 12 point	55	581 12 point	38
157 6 point	15	241L 10 point	20, 80	524 12 point	44	582 12 point	40
157½ 6 point	15	241R 10 point	20, 80	524¼ 12 point	44	583 12 point	39
158 6 point	41	243 10 point	39	524½ 12 point	44	584 12 point	38
159 6 point	47	244 10 point	55	525 12 point	44	585 12 point	54
161 6 point	50	245 10 point	41	526 12 point	44	586 12 point	54
162 6 point	18	301 5½ point	50	527 12 point	44	587 12 point	31
162¼ 6 point	18	301¼ 5½ point	50	528 12 point	47	588 12 point	54
162-S1 6 point	18	301½ 5½ point	50	528¼ 12 point	47	589 12 point	54
162-S2 6 point	18	302 5½ point	49	529 12 point	44	590 12 point	54
163 6 point	39	302¼ 5½ point	49	530 12 point	44	591 12 point	54
201 10 point	28	302½ 5½ point	49	531 12 point	55	592 12 point	31
201a 10 point	28	303 5½ point	44	532 12 point	55	593 12 point	39
201b 10 point	28	303½ 5½ point	44	533 12 point	40	594 12 point	54
201¼ 10 point	28	305 5½ point	53	534 12 point	55	595 12 point	38
201½ 10 point	28	305a 5½ point	53	535 12 point	28	596 12 point	41
202 10 point	38	305b 5½ point	53	535b 12 point	28	597 12 point	41
202¾ 10 point	38	306 5½ point	53	536 12 point	46	598 12 point	41
204 10 point	44	306¼ 5½ point	53	537 12 point	46	601 7 point	48
205 10 point	50	401 8 point	50	538 12 point	46	602 7 point	23
205½ 10 point	50	401½ 8 point	50	539 12 point	55	603 7 point	46
206 10 point	55	402 8 point	48	540 12 point	52	604 7 point	46
207 10 point	55	403 8 point	51	540¼ 12 point	52	605 7 point	46
207½ 10 point	55	404 8 point	28	540½ 12 point	52	701 18 point	55
208 10 point	55	405 8 point	46	541 12 point	52	702 18 point	55
209 10 point	49	406 8 point	46	541¼ 12 point	52	703 18 point	55
210 10 point	44	407 8 point	46	542 12 point	53	704 18 point	55
211 10 point	44	408 8 point	46	542¼ 12 point	53	705 18 point	55
211a 10 point	44	409 8 point	55	542½ 12 point	53	706 18 point	55
211b 10 point	44	410 8 point	55	543 12 point	52	707 18 point	55
212 10 point	44	411 8 point	55	544 12 point	52	708 18 point	55
213 10 point	50	412 8 point	55	545 12 point	52	709 18 point	54
214 10 point	53	413 8 point	51	546 12 point	52	710 18 point	37
215 10 point	53	414 8 point	55	547 12 point	52	710½ 18 point	37
215a 10 point	53	415 8 point	43	548 12 point	52	711 18 point	37
215b 10 point	53	418 8 point	43	549 12 point	52	711½ 18 point	37
216 10 point	53	419 8 point	43	550 12 point	52	712 18 point	38
216a 10 point	53	420 8 point	43	551 12 point	52	713 18 point	38
216b 10 point	53	421 8 point	41	552 12 point	52	714 18 point	38
217 10 point	53	422 8 point	43	553 12 point	41	715 18 point	40
217a 10 point	53	423 8 point	43	554 12 point	41	715a 18 point	40
217b 10 point	53	424 8 point	44	555 12 point	41	716 18 point	23
218 10 point	53	425 8 point	43	557 12 point	52	717 18 point	38
218a 10 point	53	426 8 point	40	558 12 point	52	718 18 point	38
218b 10 point	53	427 8 point	40	559 12 point	52	719 18 point	15
219 10 point	53	428 8 point	41	563 12 point	37	719¼ 18 point	15
220 10 point	45	430 8 point	41	563½ 12 point	37	719½ 18 point	15
221 10 point	45	432 8 point	41	564 12 point	37	720 18 point	15
221a 10 point	45	437 8 point	39	564½ 12 point	37	721 18 point	40
221b 10 point	45	436 8 point	41	565 12 point	37	722 18 point	40
222 10 point	45	501 12 point	50	565½ 12 point	37	723 18 point	15
223 10 point	44	502 12 point	48	566 12 point	37	723¼ 18 point	15
224 10 point	45	503 12 point	51	566½ 12 point	37	723½ 18 point	15
225 10 point	45	504 12 point	48	567 12 point	37	724L 18 point	15
225a 10 point	45	505 12 point	48	567½ 12 point	37	724R 18 point	15
225b 10 point	45	506 12 point	47	568 12 point	37	724¼ 18 point	15
226 10 point	45	507 12 point	47	568½ 12 point	37	724½ 18 point	15
227 10 point	44	508 12 point	47	569 12 point	38	725 18 point	15
228 10 point	44	509 12 point	47	570 12 point	38	726 18 point	39
228a 10 point	44	510 12 point	48	571 12 point	41	727 18 point	39
228b 10 point	44	511 12 point	47	572 12 point	38	728 18 point	31
229 10 point	44	512 12 point	47	573 12 point	54	728a 18 point	31
231 10 point	51	513 12 point	47	574 12 point	38	729L 18 point	34
		514 12 point	47				

NUMERICAL INDEX TO BORDER MATRICES

Page	Border No.	Page	Border No.	Page	Border No.	Page	Border No.	Page
38	729R 18 point	34	790 18 point	39	855 24 point	13	1038 12 point	31
38, 41	729½ 18 point	34	791 18 point	54	856 24 point	13	1039 12 point	31
54	730 18 point	34	792 18 point	54	856a 24 point	13	1040 12 point	31
54	731 18 point	34	793 18 point	42	857 24 point	13	1041 12 point	31
38	732 18 point	31	794 18 point	35	858 24 point	13	1042 12 point	31
38	733 18 point	31	794½ 18 point	35	858a 24 point	13	1043 12 point	31
38	734 18 point	31	795L 18 point	35	859 24 point	13	1044 12 point	34
40	735 18 point	31	795R 18 point	35	860 24 point	13	1044a 12 point	34
39	736 18 point	31	796L 18 point	35	861 24 point	13	1045 12 point	34
38	737 18 point	31	796R 18 point	35	862 24 point	13	1045a 12 point	34
54	738 18 point	34	797 18 point	36	863 24 point	41	1046 12 point	34
54	738a 18 point	34	798 18 point	32	870 24 point	39	1046a 12 point	34
31	739 18 point	34	798½ 18 point	32	871 24 point	32	1047 12 point	34
54	739a 18 point	34	799 18 point	32	871½ 24 point	32	1048 12 point	39
54	740 18 point	34	799½ 18 point	32	872 24 point	32	1050 12 point	39
54	740a 18 point	34	799b 18 point	32	872b 24 point	32	1052 12 point	34
31	741 18 point	34	800 18 point	32	872½ 24 point	32	1052½ 12 point	34
39	742 18 point	39	800b 18 point	32	873 24 point	32	1054 12 point	15
39	744 18 point	34	801 24 point	55	873b 24 point	32	1054½ 12 point	15
54	744½ 18 point	34	802 24 point	55	874 24 point	16	1054¾ 12 point	15
38	745 18 point	39	803 24 point	55	875 24 point	16	1056¼ 12 point	15
41	746 18 point	42	804 24 point	55	876 24 point	16	1057¼ 12 point	45
41	747 18 point	23	805 24 point	55	884 24 point	16	1057½ 12 point	45
41	748 18 point	23	806 24 point	55	885 24 point	16	1057¾ 12 point	45
48	749 18 point	22	807 24 point	55	901 9 point	28	1057d 12 point	45
28	750L 18 point	22	808 24 point	55	902 9 point	46	1057e 12 point	45
46	750R 18 point	22	809 24 point	54	903 9 point	46	1057g 12 point	45
46	751L 18 point	23	810 24 point	37	904 9 point	46	1057h 12 point	45
46	751R 18 point	23	810½ 24 point	37	1001 12 point	54	1059¼ 12 point	45
55	752L 18 point	23	811 24 point	37	1002 12 point	54	1059f 12 point	45
55	752R 18 point	23	811½ 24 point	40	1003 12 point	54	1060¼ 12 point	30
55	753 18 point	23	812 24 point	40	1004 12 point	54	1060½ 12 point	30
55	754 18 point	23	812a 24 point	40	1008 12 point	31	1060d 12 point	30
55	755L 18 point	23	813 24 point	40	1008a 12 point	31	1060e 12 point	30
55	755R 18 point	23	813a 24 point	40	1009 12 point	47	1060f 12 point	30
55	755¼ 18 point	23	814 24 point	28	1009a 12 point	47	1060g 12 point	30
55	755½ 18 point	23	814d 24 point	28	1009b 12 point	47	1060h 12 point	30
54	756 18 point	13	814e 24 point	28	1009¼ 12 point	47	1060i 12 point	30
37	757 18 point	41	814g 24 point	28	1009½ 12 point	47	1060j 12 point	30
37	762 18 point	49	814h 24 point	28	1014 12 point	44	1061L 12 point	22
37	763 18 point	42	814j 24 point	28	1014½ 12 point	44	1061R 12 point	22
38	764 18 point	18	815 24 point	41	1016 12 point	41	1063 12 point	18
38	765 18 point	18	816 24 point	23	1017 12 point	40	1063¼ 12 point	18
38	766 18 point	18	816¼ 24 point	23	1017½ 12 point	40	1064 12 point	18
38	768 18 point	41	816½ 24 point	23	1021 12 point	49	1064¼ 12 point	18
40	769 18 point	42	817 24 point	39	1022¼ 12 point	45	1065L 12 point	20, 80
23	770 18 point	25	818 24 point	39	1022½ 12 point	45	1065R 12 point	20, 80
38	770½ 18 point	25	819 24 point	31	1022d 12 point	45	1066 12 point	39
38	771L 18 point	25	821 24 point	15	1022e 12 point	45	1067 12 point	22
15	771R 18 point	25	821d 24 point	15	1022f 12 point	45	1068 12 point	22
15	772 18 point	25	822 24 point	15	1023 12 point	40	1069 12 point	22
15	773 18 point	25	822a 24 point	15	1023a 12 point	40	1070 12 point	22
15	774 18 point	25	823 24 point	15	1024 12 point	22	1073 12 point	22
40	774¼ 18 point	25	824 24 point	15	1025 12 point	22	1074L 12 point	22
15	774½ 18 point	25	825 24 point	15	1026 12 point	22	1074R 12 point	22
15	775 18 point	25	826 24 point	16	1027 12 point	22	1075 12 point	39
15	776 18 point	25	827 24 point	16	1027 12 point Rev.	22	1076 12 point	39
15	776¼ 18 point	25	828 24 point	16	1028 12 point	22	1078 12 point	40
15	776½ 18 point	25	828d 24 point	16	1028 12 point Rev.	22	1079 12 point	42
15	777 18 point	25	830 24 point	40	1029 12 point	38	1080 12 point	40
15	777½ 18 point	25	831 24 point	40	1030 12 point	38	1081 12 point	41
15	778 18 point	25	832 24 point	40	1031 12 point	54	1082 12 point	41
15	779 18 point	25	833 24 point	42	1032 12 point	54	1083 12 point	42
15	780 18 point	25	830 24 point	13	1033 12 point	38	1085L 12 point	35
39	781 18 point	25	851 24 point	13	1034 12 point	40	1085R 12 point	35
39	782 18 point	25	852 24 point	13	1035L 12 point	34	1086L 12 point	35
31	783 18 point	25	852a 24 point	13	1035R 12 point	34	1086R 12 point	35
31	784 18 point	25	853 24 point	13	1035½ 12 point	34	1087 12 point	36
34	788 18 point	55	854 24 point	13	1036 12 point	34	1088 12 point	35
			854a 24 point	13	1037 12 point	34	1088¼ 12 point	35

NUMERICAL INDEX TO BORDER MATRICES

Border No.	Page	Border No.	Page	Border No.	Page	Border No.	Page	
1092	12 point	55	1207b	36 point	18	1217	36 point	19
1101	26 point	40	1208b	36 point	18	1217b	36 point	19
1102	26 point	40	1209	36 point	18	1218	36 point	19
1102½	26 point	40	1209b	36 point	18	1218b	36 point	19
1201	36 point	54	1210	36 point	18	1219	36 point	19
1202	36 point	23	1210b	36 point	18	1219b	36 point	19
1203	36 point	40	1211	36 point	19	1220	36 point	19
1204	36 point	23	1211b	36 point	19	1220b	36 point	19
1204¼	36 point	23	1212	36 point	19	1221	36 point	19
1204½	36 point	23	1212b	36 point	19	1221b	36 point	19
1205	36 point	23	1213	36 point	19	1222	36 point	19
1205¼	36 point	23	1213b	36 point	19	1222b	36 point	19
1205½	36 point	23	1214b	36 point	18	1223	36 point	32
1206	36 point	18	1215b	36 point	18	1223½	36 point	32
1206b	36 point	18	1216	36 point	19	1224	36 point	33
1207	36 point	18	1216b	36 point	19	1224½	36 point	33
						1224b	36 point	33
						1225	36 point	33
						1225b	36 point	33
						1230	36 point	42
						1231	36 point	38
						1232	36 point	38
						1232½	36 point	38
						1234	36 point	16
						1235	36 point	16
						1236	36 point	16
						1257	36 point	16
						1258	36 point	16
						1301	28 point	54
						1302	28 point	40
						1401	30 point	39
						1501	14 point	39
						1503	14 point	55

NUMERICAL INDEX

MATRIX SLIDES

Page
33
33
33
38
38
16
16
16
16
54
40
39
39
55

Slide No.	Page	Slide No.	Page	Slide No.	Page	Slide No.	Page
102 2 point	73	303b 6 point	64	376b 12 point Sq. Cor.	65	404½a 12 point	60
104 2 point	73	303a 12 point	64	376a 12 point Reversed	65	404½b 12 point	61
104b 12 point	73	303b 12 point	64	381 12 point	64	404½a 12 point Reversed	62
105 2 point	73	303a 6 point Reversed	65	400 2 point	59	404½b 12 point Reversed	62
126 2 point	73	303b 6 point Reversed	65	400a 6 point	60	405 2 point	59
126a 6 point	73	303a 12 point Reversed	65	400b 6 point	61	405a 6 point	60
126b 6 point	73	303b 12 point Reversed	65	400a 6 point Spec. No. 1	62	405b 6 point	61
126a 6 point Sq. Cor.	73	303a 6 point Sq. Cor.	65	400a 6 point Spec. No. 2	62	405a 12 point Spec. No. 3	60
126b 6 point Sq. Cor.	73	303b 6 point Sq. Cor.	65	400a 6 point Spec. No. 3	62	405b 12 point Spec. No. 3	61
128 3 point	73	303a 12 point Sq. Cor.	65	400b 6 point Spec. No. 1	62	405a 6 point Reversed	62
130 3 point	73	303b 12 point Sq. Cor.	65	400b 6 point Spec. No. 2	62	405b 6 point Reversed	62
134 5 point	73	304 4 point	64	400b 6 point Spec. No. 3	62	405a 6 point Sq. Cor.	63
134a 8 point	73	305 5½ point	64	401 2 point	59	405b 6 point Sq. Cor.	63
134b 8 point	73	306 12 point	64	401a 6 point	60	405a 12 point Sq. Cor.	63
135 6 point Center	73	307 8 point	64	401b 6 point	61	405b 12 point Sq. Cor.	63
136 6 point	73	308 14 point	64	401a 6 point Reversed	62	405a 6 point Sq. Cor. Rev.	63
136b 12 point	73	308a 14 point	65	401b 6 point Reversed	62	405b 6 point Sq. Cor. Rev.	63
140 12 point	73	351 4 point	64	401a 6 point Special No. 4	62	405a 12 point Sq. Cor. Rev.	63
140a 12 point	73	351a 6 point	64	401b 6 point Special No. 4	62	405b 12 point Sq. Cor. Rev.	63
140b 12 point	73	351b 6 point	64	401c 6 point	61	406 3 point	59
141 8 point	73	351a 12 point	64	402 2 point	59	406a 6 point	60
141b 12 point	73	351b 12 point	64	402a 6 point	60	406b 6 point	61
157 2 point	73	351a 6 point Reversed	65	402b 6 point	61	406a 12 point	60
158 3 point	73	351b 6 point Reversed	65	402a 6 point Sq. Cor.	63	406b 12 point	61
159 6 point Center	73	351a 6 point Sq. Cor.	65	402b 6 point Sq. Cor.	63	406a 6 point Reversed	62
159a 6 point	73	351a 12 point Sq. Cor.	65	402 6 point Special	62	406b 6 point Reversed	62
201 2 point	75	351b 12 point Sq. Cor.	65	402 8 point Special	62	406a 6 point Special	62
202 2 point Center	75	352 6 point	64	403 2 point	59	406b 6 point Special	62
203 2 point	75	353 5 point	64	403a 6 point Spec.	60	406a 12 point Spec. No. 1	60
204 2 point	75	353a 6 point	64	403a 6 point	60	406a 12 point Spec. No. 3	60
205 6 point	75	353b 6 point	64	403a 14 point	60	406b 12 point Spec. No. 1	61
206 6 point	75	353a 12 point	64	403b 6 point Spec.	61	406b 12 point Spec. No. 3	61
207 8 point	75	353b 12 point	64	403b 6 point	61	406a 12 point Spec. No. 2	63
209 6 point Center	75	353a 6 point Sq. Cor.	65	403b 14 point	61	406b 12 point Spec. No. 2	63
219 3 point	75	353b 6 point Sq. Cor.	65	403a 6 point Reversed	62	406a 6 point Sq. Cor.	63
220 3 point	75	353a 6 point Sq. Cor. Rev.	65	403b 6 point Reversed	62	406b 6 point Sq. Cor.	63
251 5 point	70	353 12 point Cen. No. 1	65	403a 6 point Sq. Cor.	63	406a 10 point Sq. Cor.	63
252 6 point	70	353 12 point Cen. No. 2	65	404 2 point	59	406b 10 point Sq. Cor.	63
255 5 point	71	353 12 point Cen. No. 3	65	404a 3 point	60	406a 6 point Sq. Cor. Rev.	63
255a 6 point	71	353 12 point Cen. No. 4	65	404a 6 point Spec.	60	406b 6 point Sq. Cor. Rev.	63
256 6 point	71	353a 12 point Spec. No. 1	65	404a 6 point	60	406 12 point Center No. 1	63
258 5 point	71	353a 12 point Spec. No. 2	65	404a 12 point	60	406 12 point Center No. 2	63
261 6 point	71	353a 12 point Spec. No. 3	65	404b 3 point	61	406 12 point Center No. 3	60
263 4 point	71	353b 12 point Spec. No. 1	65	404b 6 point Spec.	61	406 12 point Center No. 4	60
265 10 point	69	353b 12 point Spec. No. 2	65	404b 6 point	61	406c 6 point	61
266 6 point	71	353b 12 point Spec. No. 3	65	404b 12 point	61	407 4 point	59
267 12 point	69	354 6 point	64	404a 6 point Reversed	62	407a 6 point	60
267a 12 point	70	354b 6 point	64	404a 12 point Reversed	62	407b 6 point	61
268 6 point	70	354a 6 point Sq. Cor.	65	404b 6 point Reversed	62	407a 12 point	60
268a 6 point	70	354b 6 point Sq. Cor.	65	404b 12 point Reversed	62	407b 12 point	61
269 8 point	70	355 6 point	64	404a 6 point Sq. Cor.	63	407b 12 point	62
270 6 point	70	356 6 point	64	404a 12 point Sq. Cor.	63	407a 6 point Reversed	61
271 10 point	70	356a 6 point	64	404b 6 point Sq. Cor.	63	407b 6 point Reversed	62
271a 10 point	70	356b 6 point	64	404a 12 point Sq. Cor.	63	407a 12 point Spec. No. 1	60
272 5 point	71	356a 6 point Sq. Cor.	65	404a 6 point Sq. Cor. Rev.	63	407b 12 point Spec. No. 1	61
274 6 point	71	356b 6 point Sq. Cor.	65	404a 12 point Sq. Cor. Rev.	63	407a 12 point Spec. No. 2	63
277 12 point	70	375 8 point	64	404b 6 point Sq. Cor. Rev.	63	407b 12 point Spec. No. 2	63
277a 12 point	70	376 8 point	64	404b 12 point Sq. Cor. Rev.	63	407a 12 point Spec. No. 3	60
277b 12 point	70	376a 8 point	64	404 6 point Center Spec.	85	407b 12 point Spec. No. 3	61
278 12 point	70	376b 8 point	64	404 6 point Arrow Slides, d,		407a 6 point Sq. Cor.	63
278a 12 point	70	376a 12 point	64	e, f, g, h, i, j, k, l, m,		407 12 point Center No. 1	63
278b 12 point	70	376b 12 point	64	n, o, p, q	85	407 12 point Center No. 2	63
301 2 point	64	376a 8 point Sq. Cor.	65	404c 6 point	61	407 12 point Center No. 3	60
303 3 point	64	376b 8 point Sq. Cor.	65	404w 3 point Center	59	407 12 point Center No. 4	60
303a 6 point	64	376a 12 point Sq. Cor.	65	404½ 2 point	59	407 12 point Center Spec.	85

NUMERICAL INDEX TO MATRIX SLIDES

Slide No.	Page	Slide No.	Page	Slide No.	Page	Slide No.	Page
407 12 point Arrow Slides d, e, f, g, h, i, j, k, l, m, n, o, p, q	85	510 5 point	67	736a 8 point	68	951 5 point Dash	81
407½ 4 point	59	510a 5 point	67	736b 8 point	68	953 5 point Dash	81
407½a 6 point	60	510a 5 point Sq. Cor.	67	736a 12 point Sq. Cor.	68	954 3 point Dash	82
407½a 12 point	60	513 6 point	67	737 6 point	66	955 5 point Dash	82
407½b 6 point	61	513a 6 point	67	737a 6 point	66	956 3 point Dash	82
407½b 12 point	61	513a 6 point Sq. Cor.	67	737a 8 point	66	962 5½ point Dash	81
407½b 6 point Reversed	62	513b 6 point Sq. Cor.	67	737a 12 point	66	963 5 point Dash	81
408 5 point	59	514 6 point	67	737b 6 point	66	964 5½ point Dash	81
408a 6 point	60	514c 6 point	67	737b 12 point	66	965 6 point Dash	82
408b 6 point	61	514c 6 point	67	737a 6 point Sq. Cor.	66	966 6 point Dash	82
409 6 point	59	514a 6 point	67	737b 6 point Sq. Cor.	66	967 6 point Dash	82
409a 6 point	60	514c 6 point	67	738 9 point	68	968 6 point Dash	82
409b 6 point	61	515 6 point	67	738 9 point Reversed	68	969 5 point Dash	81
410 6 point	59	516 6 point	67	739 8 point	68	970 5 point Dash	81
410a 12 point	60	516a 6 point	67	740 6 point	69	980 5 point Dash	81
410b 12 point	61	516b 6 point	67	742 6 point	68	982 10 point Dash	82
410a 12 point Reversed	62	516a 6 point Reversed	67	742a 6 point	68	983 5 point Dash	81
410b 12 point Reversed	62	516b 6 point Reversed	67	742b 6 point	68	984 5½ point Dash	81
411 6 point	59	516a 6 point Sq. Cor.	67	742a 6 point Sq. Cor.	68	987 5 point Dash	81
411a 6 point	60	516b 6 point Sq. Cor.	67	742b 6 point Sq. Cor.	68	988 10 point Dash	81
411b 6 point	61	516a 6 point Sq. Cor. Rev.	67	742a 12 point	68	989 8 point Dash	81
411a 12 point	60	516b 6 point Sq. Cor. Rev.	67	742b 12 point	68	990 10 point Dash	81
411b 12 point	61	517 6 point	67	743 12 point	68	991 8 point Dash	81
411a 12 point	60	517a 6 point Sq. Cor.	67	745 12 point	66	992 8 point Dash	81
411b 12 point	61	518 12 point Center	67	746 12 point	68	994 5½ point Dash	81
411a 12 point Reversed	62	536 8 point Center	67	851 12 point	66	995 5½ point Dash	81
411b 12 point Reversed	62	537 10 point	67	891 12 point	66	996 6 point Dash	82
412 6 point	59	538 12 point	67	892 11 point	66	997 6 point Dash	82
412a 12 point	60	538a 12 point Sq. Cor.	67	893 12 point	66	998 6 point Dash	82
412b 12 point	61	539 12 point	67	894 12 point	68	999 6 point Dash	82
413 8 point	59	540 14 point	67	895 14 point	68	1002 12 point	36
413a 12 point	60	541 14 point	67	896 8 point	68	1005 12 point	36
413b 12 point	61	542 12 point	67	897 12 point	68	1005a 12 point	36
414 10 point	59	543 8 point	67	901 4 point Dash	82	1006 12 point	36
414a 10 point	60	601 5 point	66	902 4 point Dash	82	1007 12 point	36
414b 10 point	61	601a 5 point	66	903 4 point Dash	82	1008 12 point	36
415 10 point	59	601b 5 point	66	904 4 point Dash	82	1009 12 point	36
415a 12 point	60	602 5½ point	68	905 4 point Dash	82	1010 12 point	36
415b 12 point	61	602a 12 point	68	906½ 4 point Dash	82	1010b 12 point	36
416 12 point	59	602b 12 point	68	907 5 point Dash	82	1011 18 point	36
417 12 point	59	603 4 point	66	909 4 point Dash	82	1011b 18 point	36
417a 12 point	60	647 10 point	66	910 5 point Dash	82	1012 6 point	36
417b 12 point	61	648 6 point	64	910½ 5 point Dash	82	1012b 6 point	36
418 12 point	59	649 12 point	66	911 5 point Dash	82	1018 6 point Brace	82
418a 12 point	60	649a 12 point	66	912 5 point Dash	82	1050 6 point Brace	82
418b 12 point	61	650 8 point	66	913 6 point Dash	82	1051 6 point Brace	82
419 4 point	59	651 5 point	66	914 6 point Dash	82	1052 6 point Brace	82
419a 6 point	61	652 6 point	66	917 6 point Dash	82	1053 6 point Brace	82
419b 6 point	61	652a 6 point	66	918 4 point Dash	82	1054 6 point Brace	82
420 10 point	59	652b 6 point	66	919 5 point Dash	81	1055 6 point Brace	82
421 12 point	59	653 6 point	66	920 3 point Dash	81	1056 6 point Brace	82
423 6 point	59	653a 6 point	66	921 4 point Dash	81	1061 6 point Brace	82
425 3 point	59	654 5 point	66	922 4 point Dash	82	1063 6 point Brace	82
426 6 point	59	654a 6 point	66	923 3 point Dash	81	1067 6 point Brace	82
427 4 point	59	654b 6 point	66	924 5 point Dash	81	1069 6 point Brace	82
455 6 point	70	654a 5 point Sq. Cor.	66	925 5 point Dash	81	1071 6 point Brace	82
503 4 point	67	654b 5 point Sq. Cor.	66	926 5 point Dash	81	1073 6 point Brace	82
504 3 point	67	654a 6 point Sq. Cor.	66	928 4 point Dash	82	1101 3 point Brace	80
505 4 point	67	654b 6 point Sq. Cor.	66	929 5 point Dash	81	1102 3 point Brace	80
505a 6 point	67	655 6 point	68	933 5 point Dash	81	1103 3 point Brace	80
505b 6 point	67	656 8 point	66	939 5 point Dash	81	1104 3 point Brace	80
506 5 point	67	657 8 point	66	940 5 point Dash	82	1105 3 point Brace	80
506a 5 point	67	658 12 point	66	941 5 point Dash	81	1106 3 point Brace	80
508 4 point	67	659 8 point	66	942 6 point Dash	81	1107 3 point Brace	80
508a 6 point	67	660 8 point	66	943 5 point Dash	81	1108 3 point Brace	80
508b 6 point	67	735 8 point	68	944 4 point Dash	81	1109 4 point Brace	80
508a 6 point Sq. Cor.	67	735a 8 point	68	945 5 point Dash	81	1110 4 point Brace	80
508b 6 point Sq. Cor.	67	735b 8 point	68	946 5½ point Dash	81	1111 4 point Brace	80
509 8 point Center	67	736 8 point	68	949 5 point Dash	81	1112 4 point Brace	80


NUMERICAL INDEX TO MATRIX SLIDES


Page	Slide No.	Page	Slide No.	Page	Slide No.	Page	Slide No.	
81	1113 4 point Brace . . .	80	1344 12 point . . .	77	1428a 12 point . . .	71	1499a 12 point . . .	78
81	1114 5 point Brace . . .	80	1345 12 point . . .	77	1429 6 point . . .	78	1500b 12 point . . .	76
82	1115 5 point Brace . . .	80	1346 14 point . . .	70	1430 5 point . . .	74	1501 6 point . . .	75
82	1116 5 point Brace . . .	80	1347 16 point . . .	70	1430a 6 point . . .	74	1503 6 point . . .	77
82	1117 5 point Brace . . .	80	1348 16 point . . .	70	1430b 6 point . . .	74	1504 10 point . . .	77
81	1118 5½ point Brace . . .	80	1349 12 point . . .	77	1431 5 point . . .	74	1506 6 point . . .	76
81	1119 5½ point Brace . . .	80	1350 18 point . . .	77	1432 6 point . . .	74	1507 6 point . . .	76
81	1120 5½ point Brace . . .	80	1351 3 point . . .	74	1432 6 point . . .	74	1509 5½ point . . .	71
82	1122 6 point Brace . . .	80	1351a 6 point . . .	74	1433 12 point . . .	74	1512 6 point . . .	71
82	1123 6 point Brace . . .	80	1351b 6 point . . .	74	1434 6 point . . .	77	1513 10 point . . .	71
82	1124 6 point Brace . . .	80	1353 4 point . . .	74	1435 10 point . . .	71	1513a 10 point . . .	71
82	1126 6 point Brace . . .	80	1353 4 point . . .	74	1436 6 point . . .	77	1514 12 point . . .	71
81	1130 6 point Brace . . .	80	1355 8 point . . .	74	1437 12 point . . .	79	1514a 12 point . . .	71
81	1132 6 point Brace . . .	80	1357 5½ point . . .	74	1438 5 point . . .	74	1515 12 point . . .	71
81	1134 6 point Brace . . .	80	1358 6 point . . .	74	1439 6 point . . .	78	1515a 12 point . . .	71
82	1136 6 point Brace . . .	80	1359a 10 point . . .	76	1439a 6 point . . .	78	1515b 12 point . . .	71
81	1138 6 point Brace . . .	80	1360 6 point . . .	74	1439b 6 point . . .	78	1516 10 point . . .	71
81	1204 8 point . . .	72	1361 12 point . . .	42	1441 6 point . . .	74	1516a 12 point . . .	71
81	1204a 12 point . . .	72	1362 9 point . . .	77	1441a 6 point . . .	79	1517 6 point . . .	71
81	1226 12 point . . .	76	1365 6 point . . .	77	1442 10 point . . .	79	1517 6 point . . .	71
81	1302 4 point . . .	74	1369a 18 point . . .	78	1442a 14 point . . .	42	1518 12 point . . .	75
81	1303 5 point . . .	74	1371 8 point . . .	68	1443 12 point . . .	42	1519 12 point . . .	79
81	1304 6 point . . .	74	1371a 8 point . . .	68	1451 6 point . . .	42	1520 6 point . . .	71
81	1305 12 point . . .	74	1372 6 point . . .	76	1452 6 point . . .	42	1521 6 point . . .	71
81	1306 12 point . . .	79	1372b 6 point . . .	76	1453 6 point . . .	42	1522 6 point . . .	76
81	1307 10 point . . .	74	1377 6 point . . .	72	1454 6 point . . .	42	1523 6 point . . .	76
82	1308 4 point . . .	74	1380a 12 point . . .	78	1455 6 point . . .	76	1525 12 point . . .	76
82	1309 4 point . . .	74	1382 6 point . . .	72	1456 6 point . . .	42	1526a 12 point . . .	76
82	1309a 6 point . . .	74	1383 6 point . . .	72	1456 6 point . . .	74	1554 6 point . . .	71
82	1309b 6 point . . .	74	1384 24 point . . .	78	1457 6 point . . .	74	1560 6 point . . .	71
36	1310 3 point . . .	74	1386 6 point . . .	72	1458 6 point . . .	75	1568 3 point . . .	77
36	1310a 6 point . . .	74	1387 6 point . . .	75	1459 6 point . . .	75	1569 6 point . . .	77
36	1310b 6 point . . .	74	1388 8 point . . .	68	1460 6 point . . .	79	1570 6 point . . .	75
36	1311 5 point . . .	77	1388a 12 point . . .	68	1462 6 point . . .	79	1571 6 point . . .	77
36	1312 5 point . . .	77	1389 6 point . . .	75	1463 5½ point . . .	78	1572 6 point . . .	75
36	1313 3 point . . .	77	1390 6 point . . .	75	1467 6 point . . .	79	1573 6 point . . .	75
36	1313a 6 point . . .	77	1391 12 point . . .	75	1468 6 point . . .	79	1574 8 point . . .	75
36	1313b 6 point . . .	77	1391a 12 point . . .	75	1472c 6 point (17 ems) . . .	79	1575 10 point . . .	75
36	1314 6 point . . .	76	1392a 12 point . . .	75	1472c 6 point (18 ems) . . .	79	1576a 18 point . . .	78
36	1314a 6 point . . .	76	1394 12 point . . .	78	1472c 6 point (19 ems) . . .	79	1577a 24 point . . .	78
36	1314b 6 point . . .	76	1401 6 point . . .	70	1472c 6 point (20 ems) . . .	79	1580 8 point . . .	76
36	1315 6 point . . .	77	1401a 6 point . . .	70	1472c 6 point (21 ems) . . .	79	1581 8 point . . .	76
36	1317 6 point . . .	77	1401b 6 point . . .	70	1472c 6 point (22 ems) . . .	79	1584 12 point . . .	76
82	1318 6 point . . .	77	1402 6 point . . .	70	1472c 6 point (23 ems) . . .	79	1585 12 point . . .	76
82	1321 6 point . . .	75	1403 4 point . . .	75	1472c 6 point (24 ems) . . .	79	1603 10 point . . .	77
82	1323 6 point . . .	77	1404 6 point . . .	75	1472c 6 point (25 ems) . . .	79	1604 10 point . . .	77
82	1326 6 point . . .	77	1406b 12 point . . .	76	1472c 6 point (26 ems) . . .	79	1609 6 point . . .	75
82	1327 6 point Center . . .	77	1407 6 point . . .	75	1472c 6 point (27 ems) . . .	79	1610 12 point . . .	75
82	1329 6 point . . .	77	1408 8 point . . .	76	1472c 6 point (28 ems) . . .	79	1613 6 point . . .	75
82	1330 6 point . . .	74	1409 6 point . . .	76	1472c 6 point (29 ems) . . .	79	1616 6 point . . .	75
82	1330a 6 point . . .	74	1410 12 point . . .	76	1472c 6 point (30 ems) . . .	79	1617 4 point . . .	75
82	1331 6 point . . .	74	1411 6 point . . .	76	1479 12 point . . .	76	1618 6 point . . .	75
82	1331a 6 point . . .	74	1412 6 point . . .	76	1480a 12 point . . .	76	1623 5½ point . . .	75
82	1332 8 point . . .	74	1413 12 point . . .	76	1481 12 point . . .	76	1650 8 point . . .	70
82	1332a 8 point . . .	74	1414 12 point . . .	76	1481a 12 point . . .	76	1654 10 point . . .	68
82	1333 6 point . . .	77	1415 6 point . . .	76	1482 12 point . . .	76	1655a 3 point . . .	69
82	1334 6 point Center . . .	77	1416 5½ point . . .	78	1482a 12 point . . .	76	1656 6 point . . .	70
80	1337 6 point . . .	74	1418 6 point . . .	42	1483b 12 point . . .	71	1656a 6 point . . .	70
80	1337a 6 point . . .	74	1419 6 point . . .	76	1485b 18 point . . .	76	1658 12 point . . .	70
80	1338 6 point Center . . .	77	1420 6 point . . .	78	1486 11 point . . .	76	1659 12 point . . .	70
80	1338a 6 point . . .	77	1421 12 point . . .	76	1486b 11 point . . .	76	1659a 12 point . . .	70
80	1338b 6 point . . .	77	1421a 12 point . . .	76	1487 12 point . . .	38	1660 6 point . . .	69
80	1339 6 point . . .	77	1422 6 point . . .	78	1489 12 point . . .	71	1660a 6 point . . .	69
80	1339b 6 point . . .	77	1423 8 point . . .	78	1489b 12 point . . .	71	1661 6 point Center . . .	70
80	1340b 6 point . . .	77	1424 6 point . . .	76	1490 12 point . . .	71	1662 6 point . . .	69
80	1341 6 point . . .	77	1425 12 point . . .	42	1491 12 point . . .	78	1664 4 point . . .	70
80	1341b 6 point . . .	77	1426 6 point . . .	76	1492 12 point . . .	75	1665 6 point . . .	69
80	1342b 6 point . . .	77	1427 6 point . . .	74	1493 6 point . . .	78	1666 12 point . . .	69
80	1343 6 point . . .	79	1427a 6 point . . .	74	1496 12 point . . .	79	1667 2 point . . .	69
					1499 12 point . . .	78	1668 6 point . . .	69

NUMERICAL INDEX TO MATRIX SLIDES

Slide No.	Page	Slide No.	Page	Slide No.	Page	Slide No.	Page
1668a 6 point	69	1712 8 point	78	1790 3 point	72	1845a 14 point	75
1669 8 point	69	1715 4 point	71	1790a 12 point	72	1846 14 point	75
1669a 8 point	69	1716 6 point	73	1790b 12 point	72	1846a 14 point	75
1670 4 point	69	1716a 12 point	73	1791 4 point	72	1847a 14 point	77
1670a 6 point Spec. No. 1	69	1716b 12 point	73	1791a 12 point	72	1848 22 point	79
1670a 6 point Spec. No. 2	69	1717 6 point	73	1791b 12 point	72	1849a 8 point	77
1671 5½ point	69	1718 5 point	73	1792 5 point	72	1851 4 point	78
1672 6 point	70	1719 6 point	73	1792a 12 point	72	1858 6 point	78
1673 12 point	70	1719a 6 point	73	1792b 12 point	72	1870 5½ point	70
1674 6 point	71	1719b 6 point	73	1793 5½ point	72	1876 5 point	71
1675 12 point	69	1721 5 point	71	1793a 12 point	72	1880 11 point	78
1676 12 point	69	1725 6 point	71	1793b 12 point	72	1901 12 point	79
1677 12 point	69	1728 6 point	71	1794 10 point	72	1951 16 point	68
1678 12 point	70	1751 4 point	78	1795 6 point	72	2000 12 point	71
1679 12 point	69	1758 6 point	78	1796 12 point	72	2001 18 point	71
1679a 12 point	69	1763 6 point	78	1799 12 point	72	2002 18 point	59
1680 6 point	70	1769 4 point	78	1800 6 point	72	2003 18 point	70
1681 3 point	69	1773 6 point	73	1801 5 point	78	2004 18 point	69
1681a 3 point	69	1774 12 point	73	1805 4 point	78	2005 18 point	69
1682 6 point	69	1774a 12 point	73	1810 6 point	78	2006 18 point	42
1682a 6 point	69	1775 8 point	72	1815 4 point	73	2007 18 point	67
1683 12 point	69	1776 10 point	72	1815a 6 point	73	2008 18 point	36
1683a 12 point	69	1777 10 point	72	1816 5½ point	73	2008a 18 point	36
1684 10 point	70	1778 8 point	72	1816a 6 point	73	2009 18 point	36
1685 3 point	69	1778a 10 point	72	1816b 6 point	73	2010 18 point	36
1685a 6 point	69	1779 6 point	72	1818 3 point	78	2011 18 point	36
1685b 6 point	69	1779a 12 point	72	1822 5 point	73	2012 18 point	36
1686 6 point	69	1779b 12 point	72	1822a 6 point	73	3501 24 point	70
1686a 6 point	69	1780 9 point	72	1822b 6 point	73	3502 24 point	69
1686b 6 point	69	1781 2 point	72	1826 6 point	78	3503 24 point	69
1687 6 point	70	1782 8 point	72	1827 6 point	73	3504 24 point	59
1688 6 point	69	1782a 12 point Reversed	72	1843 6 point	73	4501 26 point	42
1689 8 point	70	1782b 12 point	72	1844 12 point	75	5001 28 point	42
1701 4 point	78	1783 10 point	72	1844a 12 point	75	7002 36 point	42
1708 4 point	78	1783b 12 point	72	1845 14 point	75	7003 36 point	42

Page
75
75
75
77
79
77
78
78
70
71
78
79
68
71
71
59
70
69
69
42
67
36
36
36
36
36
36
70
69
69
59
42
42
42
42





TYPOGRAPHY

LINOTYPE