

LINOTYPE KEYBOARD DIAGRAMS

ON THE following pages are shown twenty-three keyboard diagrams representing those most used in the United States and Canada. They provide a variety to cover practical operating layouts for all models of Linotypes, their individual application depending upon the face and magazine to be used.


The diagrams serve a two-fold purpose. First, they show the keyboard buttons to which the individual characters respond in a given layout. Second, they indicate, by the numbers under the buttons, the magazine channels in which the corresponding characters are cut to run. When two channels of lower case "e" are used, the additional channel is number "0" in the magazine.

Any departure from standard layouts is to be avoided due to magazine channel size limitations and the possibility of error in ordering sorts of such specially cut characters. However, if it becomes essential to order characters cut for special channels, always designate location of character by channel number instead of character regularly assigned to that channel: "To run in Channel No. 85, Diagram No. 12," instead of "To run in Cap X Channel."

THE DIAGRAMS

DESCRIPTION	NUMBER	DESCRIPTION	NUMBER
90-Channel:		72-Channel:	
Text and Display Faces	12	Text and Display Faces	103-C
Text and Display Faces	11	Text and Display Faces	103
Advertising Figures	32	Two Lower Case Fonts	149
Two Lower Case Fonts	135		
One Lower Case and Two Cap Fonts	6	55-Channel Face	103-A
One Lower Case and Two Cap Fonts	22-A		
One Lower Case and Two Cap Fonts	22-B	34-Channel:	
Two Cap Fonts	87	Caps and Figures	52
Three Cap Fonts	6-A	Caps and Figures	163
Three Cap Fonts	22	Lower Case and Points	52-A
Two Lining Faces	138	Advertising Figures	51-A
Three Lining Faces	98		
		28-Channel:	
72-90-Channel Keyboard,		Caps	95
2 in 1 Linotype	150	Advertising Figures	96


DIAGRAM No. 12



90-CHANNEL FACE, FRACTIONS PI

(Standard Linotype Keyboard)

DIAGRAM No. 11



90-CHANNEL FACE, FRACTIONS KEYBOARD

DIAGRAM No. 32

e	s	c	v	x	3	4	-	1	7	E	S	C	V	7
1	7	13	19	25	31	37	43	49	55	61	67	73	79	85
t	h	m	b	z	EM SPACE	EN SPACE	THIN SPACE	2	8	T	H	M	B	8
2	8	14	20	26	32	38	44	50	56	62	68	74	80	86
a	r	f	g	fi	,	.	,	3	9	A	R	F	G	9
3	9	15	21	27	33	39	45	51	57	63	69	75	81	87
o	d	w	k	l	.	5	SINGLE LEADER	4	0	O	D	W	K	0
4	10	16	22	28	34	40	46	52	58	64	70	76	82	88
i	l	y	q	ff	:	'	'	5	\$	I	L	Y	Q	¢
5	11	17	23	29	35	41	47	53	59	65	71	77	83	89
n	u	p	j	2	;	\$	6	6	..	N	U	P	J	—
6	12	18	24	30	36	42	48	54	60	66	72	78	84	90


ADVERTISING FIGURES IN 90-CHANNEL MAGAZINE

DIAGRAM No. 135

e	s	c	v	x	ffl	?	-	?	-	e	s	c	v	x
1	7	13	19	25	31	37	43	49	55	61	67	73	79	85
t	h	m	b	z	EM SPACE	EN SPACE	THIN SPACE	()	t	h	m	b	z
2	8	14	20	26	32	38	44	50	56	62	68	74	80	86
a	r	f	g	fi	,	()	,	'	α	r	f	g	
3	9	15	21	27	33	39	45	51	57	63	69	75	81	87
o	d	w	k	fl	.		SINGLE LEADER	.	'	o	d	w	k	
4	10	16	22	28	34	40	46	52	58	64	70	76	82	88
i	l	y	q	ff	:	'	'	:	l	i	l	y	q	&
5	11	17	23	29	35	41	47	53	59	65	71	77	83	89
n	u	p	j	ffl	;	!		;	-	n	u	p	j	—
6	12	18	24	30	36	42	48	54	60	66	72	78	84	90


TWO LOWER CASE FONTS IN 90-CHANNEL MAGAZINE

DIAGRAM No. 6



LOWER CASE AND CAPS OF SAME FACE IN LOWER CASE AND CENTER CHANNELS—CAPS OF ANOTHER FACE IN CAP CHANNELS

DIAGRAM No. 22-A



LOWER CASE AND CAPS OF SAME FACE IN LOWER CASE AND SMALL CAP CHANNELS—CAPS OF ANOTHER FACE IN CAP CHANNELS

DIAGRAM No. 22-B

e	s	c	v	x	M	X	-	V	G	E	S	C	V	X
1	7	13	19	25	31	37	43	49	55	61	67	73	79	85
t	h	m	b	z	EM SPACE	EN SPACE	THIN SPACE	B	R	T	H	M	B	U
2	8	14	20	26	32	38	44	50	56	62	68	74	80	86
a	r	f	g	fi	,	A	Q	C	T	A	R	F	G	H
3	9	15	21	27	33	39	45	51	57	63	69	75	81	87
o	d	w	k	Y	.	I	L	D	J	O	D	W	K	K
4	10	16	22	28	34	40	46	52	58	64	70	76	82	88
i	l	y	q	ff	S	.	,	E	P	I	L	Y	Q	N
5	11	17	23	29	35	41	47	53	59	65	71	77	83	89
n	u	p	j	W	;	Z	O	F	Z	N	U	P	J	-
6	12	18	24	30	36	42	48	54	60	66	72	78	84	90


LOWER CASE AND CAPS OF SAME FACE IN LOWER CASE AND CAP CHANNELS—CAPS OF ANOTHER FACE IN SMALL CAP CHANNELS

DIAGRAM No. 87

E	S	C	V	'	3	4	-	1	7	E	S	C	V	7
1	7	13	19	25	31	37	43	49	55	61	67	73	79	85
T	H	M	B	,	EM SPACE	EN SPACE	THIN SPACE	2	8	T	H	M	B	8
2	8	14	20	26	32	38	44	50	56	62	68	74	80	86
A	R	F	G	:	,	.	,	3	9	A	R	F	G	9
3	9	15	21	27	33	39	45	51	57	63	69	75	81	87
O	D	W	K	l	.	5	!	4	0	O	D	W	K	0
4	10	16	22	28	34	40	46	52	58	64	70	76	82	88
I	L	Y	Q	-	:	,	,	5	?	I	L	Y	Q	\$
5	11	17	23	29	35	41	47	53	59	65	71	77	83	89
N	U	P	J	2	;	!	6	6	?	N	U	P	J	\$
6	12	18	24	30	36	42	48	54	60	66	72	78	84	90

TWO CAP FONTS IN 90-CHANNEL MAGAZINE


DIAGRAM No. 6-A



THREE CAP FONTS IN 90-CHANNEL MAGAZINE

(Caps in center according to Cap Layout)


DIAGRAM No. 22



THREE CAP FONTS IN 90-CHANNEL MAGAZINE


(Caps in center according to Small Cap Layout)

DIAGRAM No. 138




TWO LINING FACES IN 90-CHANNEL MAGAZINE

DIAGRAM No. 98



THREE LINING FACES IN 90-CHANNEL MAGAZINE

DIAGRAM No. 150




Keys with shaded border are inoperative when using 72-channel magazine

72-90-CHANNEL KEYBOARD, 2 IN 1 LINOTYPE

(Combination of Diagrams 12 and 103-C)


DIAGRAM No. 103-C



72-CHANNEL FACE

(72-90-Channel Keyboard, 2 in 1 Linotype)

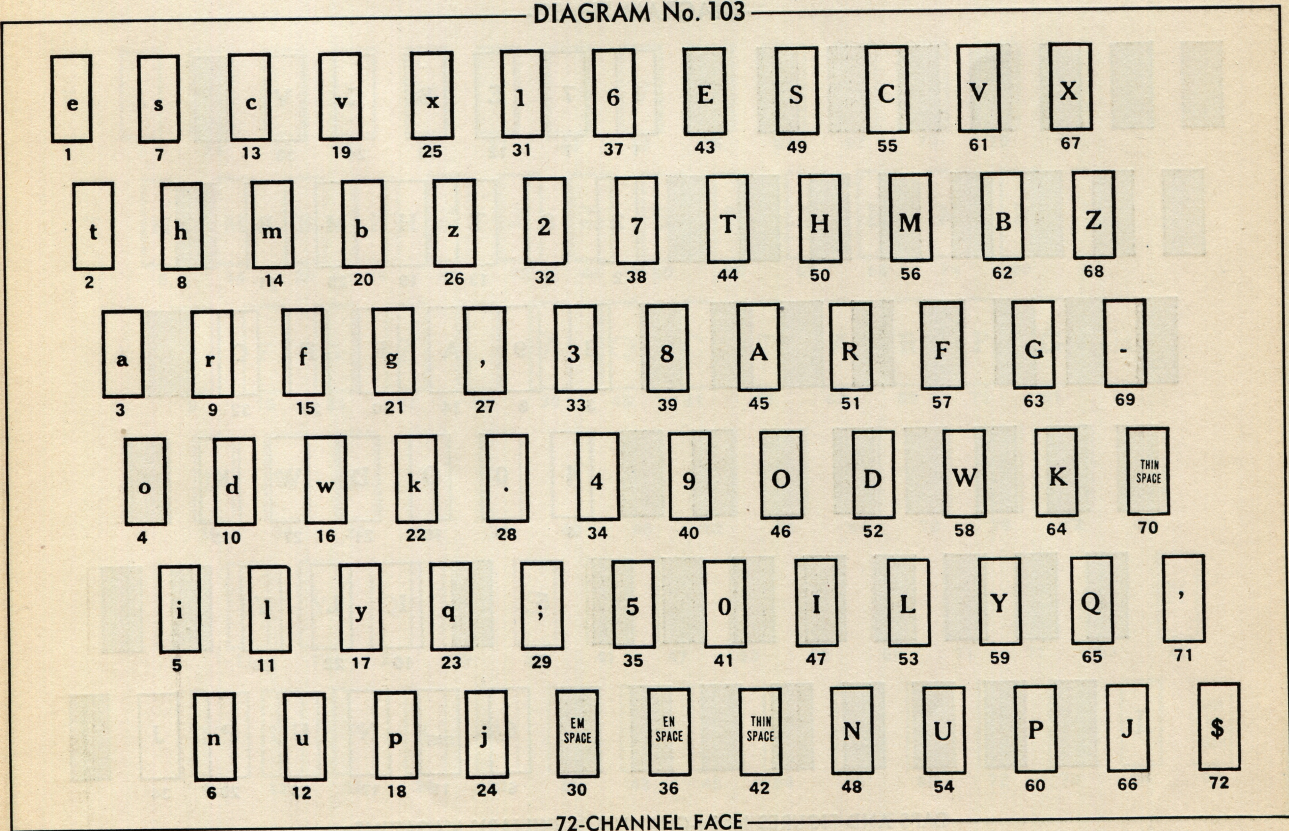
DIAGRAM No. 149



TWO LOWER CASE FONTS IN 72-CHANNEL MAGAZINE

(72-90-Channel Keyboard, 2 in 1 Linotype)


DIAGRAM No. 103



72-CHANNEL FACE

(72-Channel Keyboard)


DIAGRAM No. 103-A



55-CHANNEL FACE IN 72-CHANNEL MAGAZINE

(72-Channel Keyboard)


DIAGRAM No. 52



CAPS AND FIGURES IN 34-CHANNEL AUXILIARY MAGAZINE

(90- or 72-90-Channel Keyboard)


DIAGRAM No. 163



CAPS AND FIGURES IN 34-CHANNEL AUXILIARY MAGAZINE


(72-Channel Keyboard)

DIAGRAM No. 52-A



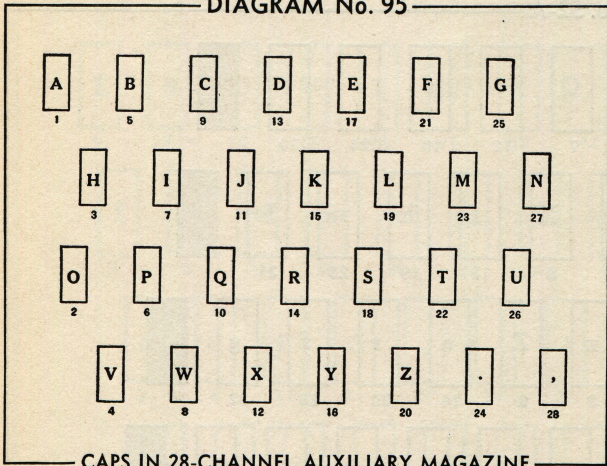
LOWER CASE AND POINTS IN 34-CHANNEL AUXILIARY MAGAZINE

DIAGRAM No. 51-A



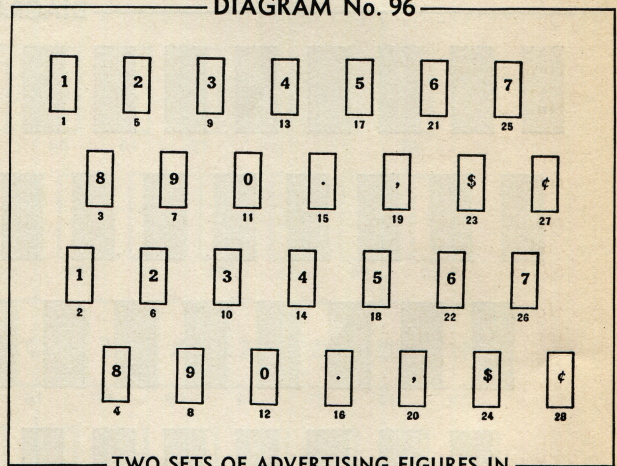
TWO SETS OF ADVERTISING FIGURES IN 34-CHANNEL AUXILIARY MAGAZINE

DIAGRAM No. 95



CAPS IN 28-CHANNEL AUXILIARY MAGAZINE

DIAGRAM No. 96



TWO SETS OF ADVERTISING FIGURES IN 28-CHANNEL AUXILIARY MAGAZINE